

# LX2030 • 120/277V • LED • COB • CONTROLTrack COMPATIBLE



Shown with optional  
Cross Baffle accessory

## These LED Cylinder units offer high functionality in LSI's smallest, sleekest package.

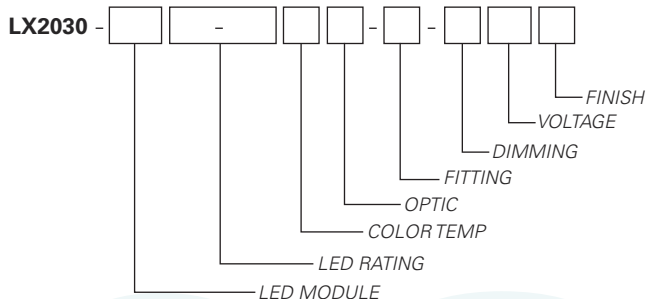
- Designed for COB architecture up to 4 Watts
- 4° optic produces 26000 CBCP with 270 lumens at 4 watts (12° and 25° also available)
- System efficiency up to 46 lumens/watt
- 50,000 hour life to 70% lumen output, L70 at 95°F max ambient
- Choice of color temperature
- Color Rendering Index (CRI) 90+
- Color consistency, 2 MacAdam ellipses
- Tested to LM79 and LM80 Protocols, TM-30 available
- DMX compatible with dimming down to 1%
- 0-10V dimming allows for 2 zones of control on one circuit CONTROLTrack down to 0.1%, with convenient zone selection switch
- Accessory holder accepts up to two size-AAA LSI filters and accessories
- Self and wrench locking stem for vertical and horizontal focusing
- Sturdy die-cast aluminum housing
- No UV or IR emissions; no mercury or lead
- On/off safety switch (on CONTROLTrack fitting)
- Finishes: LSI Black, White, and Silver
- Fixture weight: 2 lbs
- All modules are field replaceable

## FIXTURE PART NUMBERS

Please review the **ORDERING INFORMATION** section on the next page as well as the **MOUNTING OPTIONS** on page 3 to create a part number for each fixture that specifies the following:

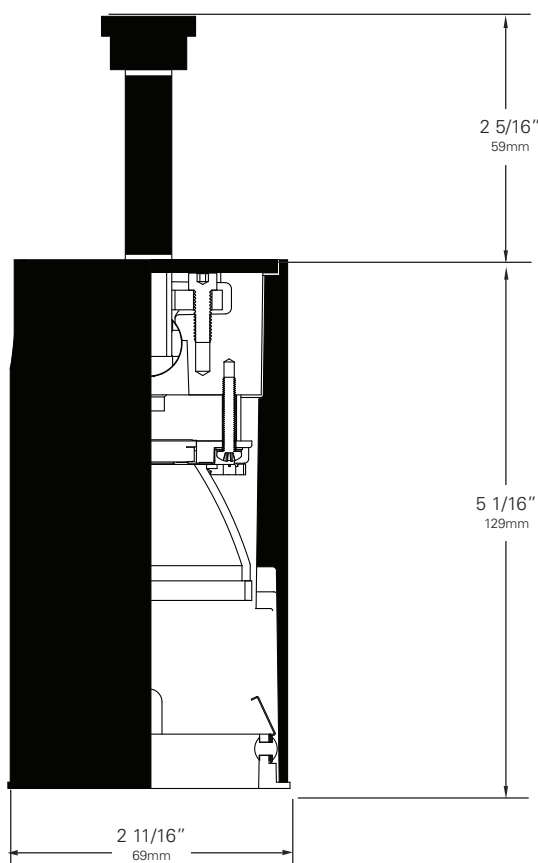
- LED Module
- LED Rating
- Color Temperature
- Optic - mm/beam spread
- Dimming
- Voltage
- Finish

### PART NUMBER



Example Part Number: **LX2030-ZE102-903004-CT4-DX120W** is a fixture with a single COB LED module, 270 Lumen/90 CRI/4 Watt LED rating, 3000° Color Temperature, 35mm 4° Optic, CT4 CONTROLTrack fitting with DMX compatible control gear, 120V and a White finish.

# LX2030 • 120/277V • LED • COB • CONTROLTrack COMPATIBLE



## COB ORDERING INFORMATION

### Base Fixture Model

☐ LX2030-ZE1 (Single COB)

### LED Rating (Lumens/CRI/Wattage)

☐ 02-90 = 270/90/4

### Color Temperature

☐ 27= 2700K      ☐ 30= 3000K

☐ 35= 3500K      ☐ 40= 4000K

### Optic

☐ 04 = 35mm/ 4°      ☐ 12 = 35mm/ 12°      ☐ 25 = 35mm/ 25°

### Fitting/Controls (Dimming)

☐ CT2-10 = CONTROLTrack fitting and 0-10V (0.1%)

☐ CT4-DX = CONTROLTrack fitting and DMX (<1%)

### Voltage

☐ 120 = 120V      ☐ 230 = 220-240V      ☐ 277 = 277V

### Finish

☐ B = Black      ☐ W = White      ☐ S = Silver

### Example Part Number:

**LX2030-ZE1**   **02-90**   **30**   **04-CT4-DX**   **120**   **W**  
FIXTURE MODEL   LED RATING   COLOR TEMP   OPTIC   FITTING/DIMMING   VOLTAGE   FINISH

### Other Options (Consult Factory):

- Custom Stems, specify length (4" - 48")
- Custom Finish, RAL palette

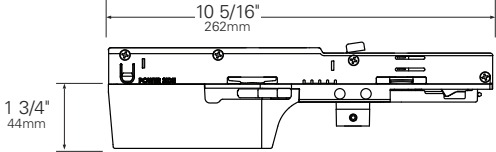
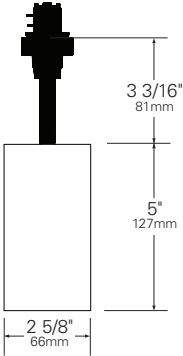
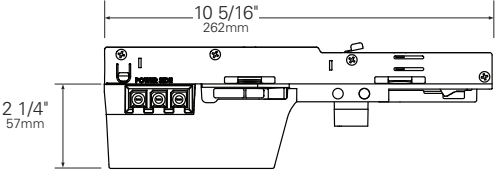
## Driver Type (Electronic)

Input Power (A) - 120V	0.04
Input Power (A) - 277V	0.02
Wattage	4
Power Factor - 115V	0.96

## Chromaticity Specifications

LED	R <sub>a</sub> -CRI	R <sub>f</sub> -Fidelity	R <sub>g</sub> -Gamut Area
ZE1	90	92	102

LX2030 • MOUNTING OPTIONS

FITTING	SIDE VIEW	STEM LENGTH VIEW
CT2 CONTROLTrack Fitting	 <p>Side view of the CT2 CONTROLTrack Fitting. The overall length is 10 5/16" (262mm). The height of the fitting is 1 3/4" (44mm).</p>	 <p>Stem length view of the CT2 CONTROLTrack Fitting. The stem length is 3 3/16" (81mm). The base height is 5" (127mm). The base width is 2 5/8" (66mm).</p>
CT4 CONTROLTrack Fitting	 <p>Side view of the CT4 CONTROLTrack Fitting. The overall length is 10 5/16" (262mm). The height of the fitting is 2 1/4" (57mm).</p>	

# LX2030 • PERFORMANCE

The performance characteristics of the LX2030 family of products can be customized based on the LED module and the optic selected.

Each available LED module is defined by four characteristics – the color rendering index (CRI), the correlated color temperature (CCT), the power that it uses (watts), its “available lumens” and beam spread. Note that available lumens is a theoretical value that represents the light output of the module on its own – no fixture or optic attached.

In the LSI part number, the LED module is specified with a letter and a number that immediately follow the product series number. For example, in the part number LX2030-ZE102-903004-CT4-DX120B, the “ZE102-903004” represents an LED module with an output of 270 lumens, a CRI of 90, a power usage of 4 watts, color temperature of 3000K and a 4-Degree beam.

Additional parameters, such as Center Beam Candle Power (CBCP), Delivered Lumens, and Efficiency (Lumens per Watt) are all shown in a table that is organized by LED module and optic combination.

CBCP = Center Beam Candle Power			
LED Module	Optic (Reflector)		
Lumens/CRI/Wattage	04°	12°	25°
270/90/4	26,016	3,747	995

Delivered Lumens			
LED Module	Optic (Reflector)		
Lumens/CRI/Wattage	04°	12°	25°
270/90/4	116	182	165

Efficiency = Lumens Per Watt			
LED Module	Optic (Reflector)		
Lumens/CRI/Wattage	04°	12°	25°
270/90/4	29	46	41

LED Module Lumens/CRI/Wattage SKU Code	270/90/4 02-90
Nominal Fixture Power (+/- 20%), Watts	4
Maximum Inrush Current Amps	10
Minimum Power Factor	0.92

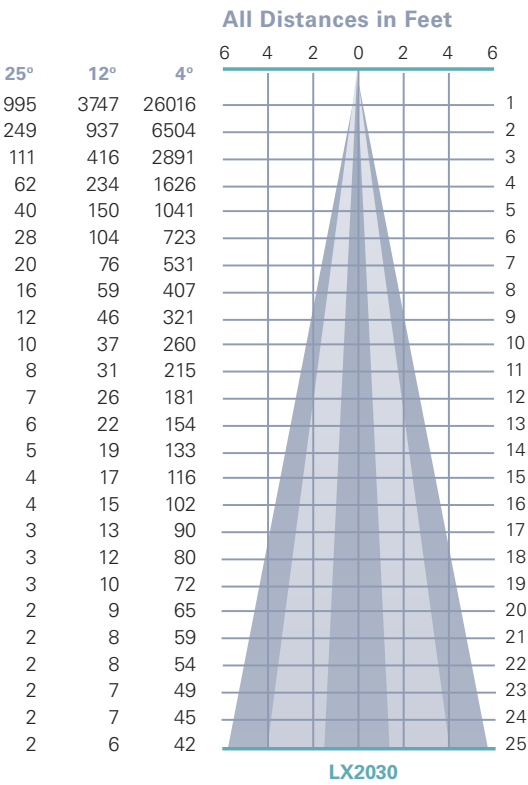
*Inrush current is instantaneous current drawn by the LED only when fixture is initially powered on or instantaneously changed from full dim to full bright. For more details see Dimming Application Sheet, IS-0119.*

LX2030

• PHOTOMETRIC DATA


PHOTOMETRIC DATA

LX2030	
Beam Spread (minimum)	4°
Center Beam Candlepower	26016
CRI	90+
LX2030	
Beam Spread (minimum)	12°
Center Beam Candlepower	3747
CRI	90+
LX2030	
Beam Spread (minimum)	25°
Center Beam Candlepower	995
CRI	90+



LX2030


• ACCESSORIES



**1LIGHT BLOCKING SCREENS AAA**

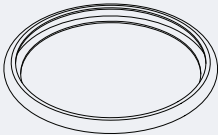
Stainless steel mesh screens used alone or in combinations will block from approximately 20% to 90% of the transmitted light without changing color temperature of the light.

No.	% of Light Blocked
AAA801S	20
AAA802S	30
AAA803S	40



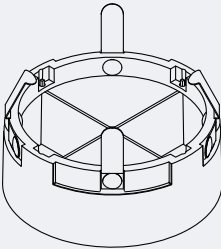
**LOUVER HEX AAAB**

1/8" thick Hexcell black metal louver used for thin profile. Black Finish.



**BACKER RING AAAB**

Aluminum ring to hold thin film gels when no other size AAA accessories are being used. Black Finish.



**CROSS BAFFLE LX2030B**

Controls spill light and glare. Capable of holding up to (2) additional AAA-size accessories. Black finish.

1. Figures vary based upon LED module/optic being used and relationship of screen(s) to LED module/optic and to each other.

# LX2030 • GELS

As the foremost innovator in accent lighting, LSI offers a complete range of pre-cut Gels to modify the spread and color of light for the LumeLEX LED Series.



## LumeLEX® SPREAD GELS

Size: AAA (60 mm diameter)	Spread Gel
GEL-L1-AAA	1° Spread Gel
GEL-L5-AAA	5° Spread Gel
GEL-L10-AAA	10° Spread Gel
GEL-L20-AAA	20° Spread Gel
GEL-L30-AAA	30° Spread Gel
GEL-L40-AAA	40° Spread Gel
GEL-L60-AAA	60° Spread Gel
GEL-L80-AAA	80° Spread Gel
GEL-L30X5-AAA	30° by 5° Spread Gel
GEL-L40X1-AAA	40° by 1° Spread Gel
GEL-L60X1-AAA	60° by 1° Spread Gel
GEL-L60X10-AAA	60° by 10° Spread Gel
GEL-L75X45-AAA	75° by 45° Spread Gel
GEL-L90X60-AAA	90° by 60° Spread Gel
GEL-R101-AAA	Beam Softener

## LumeLEX® COLOR GELS

Size: AAA (60 mm diameter)	Gel Color	% of Light Transmission	Size: AAA (60 mm diameter)	Gel Color	% of Light Transmission
GEL-R2-AAA	Bastard Amber	78	GEL-R312-AAA	Canary	85
GEL-R7-AAA	Pale Yellow	96	GEL-R331-AAA	Shell Pink	68
GEL-R12-AAA	Straw	88	GEL-R383-AAA	Sapphire Blue	4
GEL-R13-AAA	Straw Tint	78	GEL-R397-AAA	Pale Grey	70
GEL-R14-AAA	Medium Straw	68	GEL-R2001-AAA	Storaro Red	12
GEL-R21-AAA	Golden Amber	43	GEL-R2004-AAA	Storaro Green	15
GEL-R25-AAA	Orange Red	14	GEL-R2009-AAA	Storaro Violet	3
GEL-R26-AAA	Light Red	12	GEL-R3202-AAA	Full Blue	36
GEL-R27-AAA	Medium Red	4	GEL-R3204-AAA	Half Blue	52
GEL-R57-AAA	Lavender	24	GEL-R3206-AAA	Third Blue	64
GEL-R62-AAA	Booster Blue	54	GEL-R3216-AAA	Eighth Blue (Boosts 3200K to 3300K)	81
GEL-R71-AAA	Sea Blue	30	GEL-R3318-AAA	Tough 1/8 Minusgreen	89
GEL-R72-AAA	Azure Blue	44	GEL-R3410-AAA	Roscoun (1/8 CTO) (Reduces 5500K to 4900K)	92
GEL-R91-AAA	Primary Green	7	GEL-R3441-AAA	Full Straw (CTS)	50
GEL-R97-AAA	Light Grey	50	GEL-R3443-AAA	Quarter Straw (CTS)	81
GEL-R98-AAA	Medium Grey	25	GEL-R4330-AAA	CalColor 30 Cyan	63
GEL-R101-AAA	Light Frost	N/A	GEL-R4415-AAA	CalColor 15 Green	67
GEL-R104-AAA	Tough Silk	N/A	GEL-R4490-AAA	CalColor 90 Green	25
GEL-R119-AAA	Lt. Hamburg Frost	N/A	GEL-R4860-AAA	CalColor 60 Pink	46
GEL-R121-AAA	Blue Diffusion	N/A	GEL-R4890-AAA	CalColor 90 Pink	38
GEL-R305-AAA	Rose Gold	75	GEL-R4930-AAA	CalColor 30 Lavender	47

\* Backer Ring AAAB required to hold gels when no other rimmed "AAA" accessories are used.

LSI ROSCO GEL CCT CONVERSION CHART FROM 3000K			
Type	ROSCO #	ROSCO Description	Resulting CCT
Amber Filters Lower CCT	3420	Double CTO	1531
	3407	Sun CTO	1999
	3401	Sun 85	2154
	3411	Sun 3/4 CTO	2154
	3408	Sun 1/2 CTO	2414
	3409	Sun 1/4 CTO	2664
	3410	Sun 1/8 CTO	2830
	3114	UV Filter	2930
Blue Filters Raise CCT	3220	Double Blue	N/A
	3202	Full Blue	4942
	3203	Three-Quarter Blue	4286
	3204	Half Blue	3769
	3206	Third Blue	3517
	3208	Quarter Blue	3297
	3216	Eighth Blue	3112