

LX2087 • 120/277V • LED • XICATO 19MM • CONTROLTrack COMPATIBLE



Remote phosphor technology produces high quality, high output light with a consistent, even field for the most demanding applications of museum and retail accent lighting.

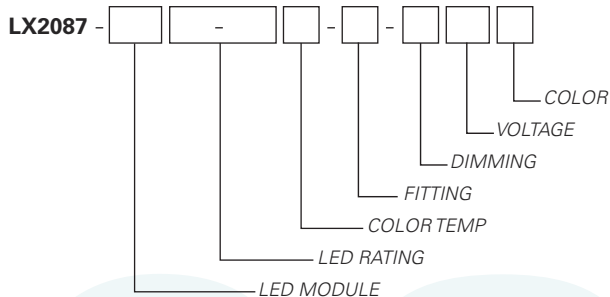
- Designed for the Xicato™ XTM LED module up to 41 Watts
- Extremely tight color consistency (less than 2 MacAdam Ellipses)
- Backed by Xicato's Five Year Color Consistency and Lumen Maintenance Warranty
- System efficiency of 62 lumens/watt
- Exceeds ANSI specifications by maintaining industry's best color consistency over the 50,000 hour rated life of the LED module
- Tested to LM79 and LM80 Protocols
- 50,000 hour life to 70% lumen output, L₇₀ at 95°F max ambient
- 0-10V dimming allows for 2 zones of control on one circuit CONTROLTrack down to 10%, with convenient zone selection switch
- DMX compatible with dimming below 1%
- Lutron EcoSystem compatible with dimming to 1% (Lutron Hi-Lume Premier 1% EcoSystem LED Driver)
- Lutron EcoSystem features soft-on, fade to black, smooth flicker-free dimming from 0-100% (Meets IEEE 1789 for flicker)
- Specular asymmetric reflector included
- Broad coverage for a seamless wash of light
- Gel holder and spread gel included
- Choice of lumen outputs (delivered lumens)
- Choice of color temperature
- Color Rendering Index (CRI) of 98 (high)
- No UV or IR emissions; no mercury or lead
- On/off safety switch (CONTROLTrack fitting)
- Sturdy aluminum housing
- Vertical and horizontal allen key wrench locking
- Finishes: LSI Black, White, and Silver
- Fixture weight: 8 lbs
- All LumeLEX modules are field replaceable

FIXTURE PART NUMBERS

Please review the **ORDERING INFORMATION** section on the next page as well as the **MOUNTING OPTIONS** on page 3 to create a part number for each fixture that specifies the following:

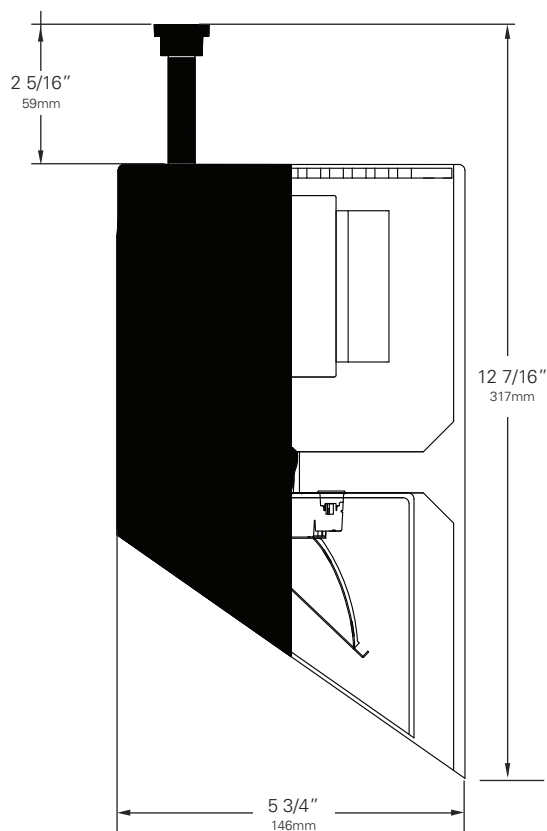
- LED Module
- LED Rating
- Color Temperature
- Fitting/Controls (Dimming)
- Voltage
- Finish

PART NUMBER



Example Part Number: **LX2087-T1930-9830-CT3-DX120W** is a fixture with a Xicato 19mm LED module, 3000 Lumen/98 CRI/41Watt LED rating, 3000K Color Temperature, CT3 CONTROLTrack fitting with DMX Address knobs and DMX compatible control gear, 120V and a White finish.

LX2087 • 120/277V • LED • XICATO 19MM • CONTROLTrack COMPATIBLE



XTM 19MM ORDERING INFORMATION

Base Fixture Model

LX2087-T19 (XTM 19mm)

LED Rating (Lumens/CRI/Wattage)

20-98 = 2000/98/28

30-98 = 3000/98/41

Color Temperature

27 = 2700K 30 = 3000K

35 = 3500K 40 = 4000K

Fitting/Controls (Dimming)

CT1-10 = CONTROLTrack Fitting & 0-10V (10%)

CT1-L3 = CONTROLTrack Fitting & Lutron EcoSystem
(1% Soft On/Off)

CT3-DX = CONTROLTrack Fitting & DMX (<1%)

Voltage

120 = 120V 230 = 220-240V 277 = 277V

Finish

B = Black W = White S = Silver

Example Part Number:

LX2087-T19 **30-98** **30** - **CT3-DX** **120** **W**
FIXTURE MODEL LED RATING COLOR TEMP FITTING/DIMMING VOLTAGE FINISH

Other Options (Consult Factory):

- Custom Stems, specify length (4" - 6")
- Custom color, RAL palette

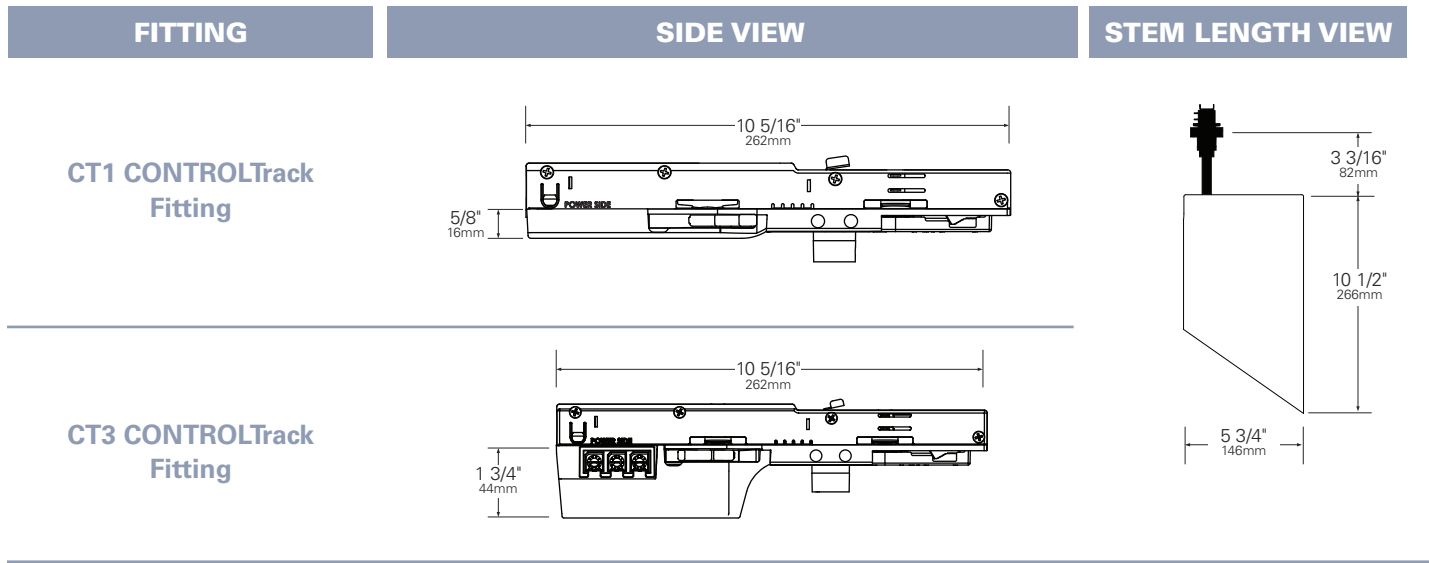
Color Temperature & Center Point Tolerance

Color Temp	Center Point	Tolerance
2700K	2700K	+/- 40K
3000K	2950K	+/- 50K
3500K	3420K	+/- 60K
4000K	4000K	+/- 70K

Chromaticity Specifications

LED	R _a -CRI	R _f -Fidelity	R _g -Gamut Area
T19 - 98	98	96	103

LX2087 • MOUNTING OPTIONS



LX2087 • PERFORMANCE

Delivered Lumens	
LED Module	Optic (Reflector)
Lumens/CRI/Wattage	ASYM.
2000/98/28	1700
3000/98/41	2550

Efficiency = Lumens Per Watt	
LED Module	Optic (Reflector)
Lumens/CRI/Wattage	ASYM.
2000/98/28	61
3000/98/41	62

Absolute range of values are +/- 10% of typical value, and are for all color temperatures

LED Module Lumens/CRI/Wattage Letter Code	2000/98/28 20-98	3000/98/41 30-98
Nominal Fixture Power (+/- 20%), Watts	28	41
Maximum Inrush Current Amps	10	10
Minimum Power Factor	0.92	0.92

Inrush current is instantaneous current drawn by the LED only when fixture is initially powered on or instantaneously changed from full dim to full bright. For more details see Dimming Application Sheet, IS-0119.

LX2087 • PHOTOMETRIC DATA

For all charts on this page:
A. 3' from wall, 3' on center
B. 4' from wall, 4' on center

Lumen Package 30-98

Source Lumens

CRI

3000

98

LX2087 PHOTOMETRIC DATA (PRELIMINARY)

DISTANCE FROM CEILING	Unit aimed 5' 3" up wall				Unit aimed 5' 3" up wall				
	A				B				
	1'	2'	1'	2'	1'	2'	3'	1'	2'
12'	39	48	48	39	30	30	36	30	30
11'	45	50	50	45	33	33	37	33	33
10'	48	55	55	48	37	37	42	37	37
9'	54	60	60	54	42	42	45	42	42
8'	60	67	67	60	46	46	51	46	46
7'	54	60	60	54	42	42	45	42	42
6'	50	54	54	50	39	39	42	39	39
5'	42	48	48	42	32	32	36	32	32
4'	33	39	39	33	27	27	30	27	27
3'	30	33	33	30	24	24	24	24	24
2'	21	21	21	21	15	15	15	15	15
1'	18	19	19	18	15	15	15	15	15

LX2087 • GELS

As the foremost innovator in accent lighting, LSI offers a complete range of pre-cut Gels to modify the spread and color of light for the LumeLEX LED Series.



LumeLEX® BEAM SOFTENER GELS

Size: LX2087 (3.25" x 3.38")	Beam Softener Gel
GEL-R101-WAL	Beam Softener

LumeLEX® COLOR GELS

Size: LX2087 (3.25" x 3.38")	Gel Color	% of Light Transmission	Size: LX2087 (3.25" x 3.38")	Gel Color	% of Light Transmission
GEL-R2-WAL	Bastard Amber	78	GEL-R312-WAL	Canary	85
GEL-R7-WAL	Pale Yellow	96	GEL-R331-WAL	Shell Pink	68
GEL-R12-WAL	Straw	88	GEL-R383-WAL	Sapphire Blue	4
GEL-R13-WAL	Straw Tint	78	GEL-R397-WAL	Pale Grey	70
GEL-R14-WAL	Medium Straw	68	GEL-R2001-WAL	Storaro Red	12
GEL-R21-WAL	Golden Amber	43	GEL-R2004-WAL	Storaro Green	15
GEL-R25-WAL	Orange Red	14	GEL-R2009-WAL	Storaro Violet	3
GEL-R26-WAL	Light Red	12	GEL-R3202-WAL	Full Blue	36
GEL-R27-WAL	Medium Red	4	GEL-R3204-WAL	Half Blue	52
GEL-R57-WAL	Lavender	24	GEL-R3206-WAL	Third Blue	64
GEL-R62-WAL	Booster Blue	54	GEL-R3216-WAL	Eighth Blue (Boosts 3200K to 3300K)	81
GEL-R71-WAL	Sea Blue	30	GEL-R3318-WAL	Tough 1/8 Minusgreen	89
GEL-R72-WAL	Azure Blue	44	GEL-R3410-WAL	Roscocosun (1/8 CTO) (Reduces 5500K to 4900K)	92
GEL-R91-WAL	Primary Green	7	GEL-R3441-WAL	Full Straw (CTS)	50
GEL-R97-WAL	Light Grey	50	GEL-R3443-WAL	Quarter Straw (CTS)	81
GEL-R98-WAL	Medium Grey	25	GEL-R4330-WAL	CalColor 30 Cyan	63
GEL-R101-WAL	Light Frost	N/A	GEL-R4415-WAL	CalColor 15 Green	67
GEL-R104-WAL	Tough Silk	N/A	GEL-R4490-WAL	CalColor 90 Green	25
GEL-R119-WAL	Lt. Hamburg Frost	N/A	GEL-R4860-WAL	CalColor 60 Pink	46
GEL-R121-WAL	Blue Diffusion	N/A	GEL-R4890-WAL	CalColor 90 Pink	38
GEL-R305-WAL	Rose Gold	75	GEL-R4930-WAL	CalColor 30 Lavender	47

Type	ROSCO #	ROSCO Description	Resulting CCT
Amber Filters Lower CCT	3420	Double CTO	1531
	3407	Sun CTO	1999
	3401	Sun 85	2154
	3411	Sun 3/4 CTO	2154
	3408	Sun 1/2 CTO	2414
	3409	Sun 1/4 CTO	2664
	3410	Sun 1/8 CTO	2830
	3114	UV Filter	2930
Blue Filters Raise CCT	3220	Double Blue	N/A
	3202	Full Blue	4942
	3203	Three-Quarter Blue	4286
	3204	Half Blue	3769
	3206	Third Blue	3517
	3208	Quarter Blue	3297
	3216	Eighth Blue	3112