Job Name Here	Fixture Type Here
Designer/Firm Name Here	Ordering Information Here

INLine LINEAR • 120/277V • LED ARRAY • POWERTrack COMPATIBLE



INLine Linear is a luminous section of POWERTrack that provides a diffused, wide-angle light distribution

- Designed with a tightly pitched integrated LED array up to 48 Watts
- Tight color consistency (less than 3 MacAdam Ellipses)
- Up to 1250 Lumens/FT
- System efficiency up to 105 lumens/watt
- Tested to LM79 and LM80 Protocols
- 60,000 hour life to 90% lumen output, L90 at 95°F max ambient
- Hidden integral electronic driver compatible with Trailing Edge dimming (ELV) down to 5%
- Available in POWERTrack Joiner Section or POWERTrack End Section configurations
- 20 Amp Line Voltage Pass Thru, Patent No. 11,187,389
- Diffused 90° Optic for general light
- Choice of color temperature: 3000K, 3500K, or 4000K
- No UV or IR emissions; no mercury or lead
- Sturdy aluminum housing
- Finishes: LSI Black, White, and Silver
- Fixture weight: 3 lb (2 FT), 5 lb (4 FT)

JOINER SECTION

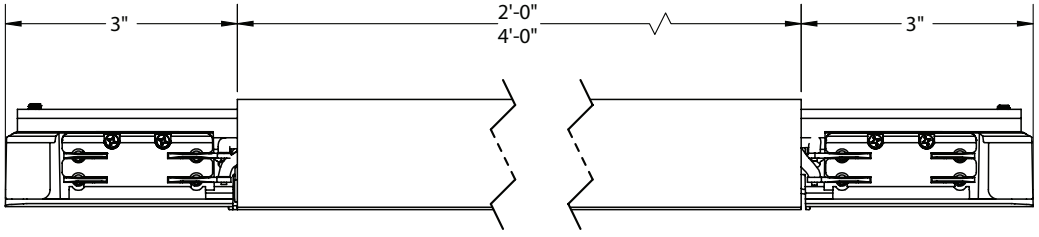

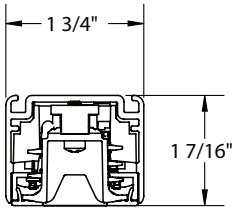

END SECTION

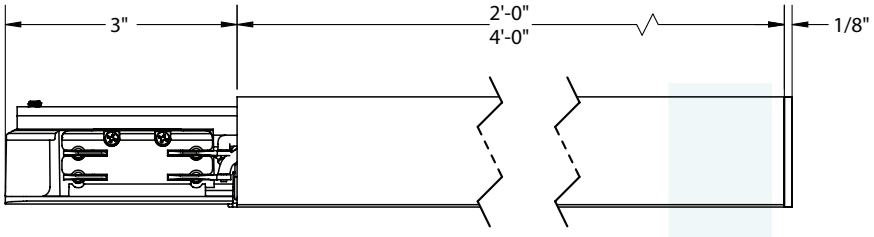

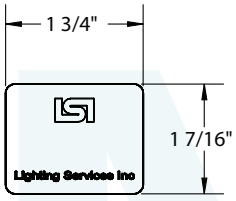

Job Name Here	Fixture Type Here
Designer/Firm Name Here	Ordering Information Here

INLine LINEAR • 120/277V • LED ARRAY • POWERTrack COMPATIBLE

ORDERING INFORMATION

Base Fixture Model

☐ INTRK

Track Type

☐ SP = Surface POWERTrack

Part Type

☐ J2 = 2 FT Linear LED Track Joiner Section
☐ J4 = 4 FT Linear LED Track Joiner Section
☐ E2 = 2 FT Linear LED Track End Section
☐ E4 = 4 FT Linear LED Track End Section

Circuits

☐ 1 = 1 Circuit (Joiner Section Only)
☐ 1L = 1 Circuit, Left (End Section Only)
☐ 1R = 1 Circuit, Right (End Section Only)
☐ 2 = 2 Circuit (Joiner Section Only)

LED Rating (Lumens/CRI/Wattage

☐ 28-90 = 2800/90/24 (2 FT Only)
☐ 56-90 = 5600/90/48 (4 FT Only)

Color Temperature

☐ 30 = 3000K ☐ 35 = 3500K ☐ 40 = 4000K

Optic

☐ DF = Diffused, 90 Degree

Controls (Dimming)

☐ TE = Trailing Edge (5%)

Voltage

☐ 120 = 120V ☐ 240 = 240V ☐ 277 = 277V

Finish

☐ B = Black ☐ W = White ☐ S = Silver

Example Part Number:

INTRK	–	SP	–	J2	1L	28 – 90	30	DF	–	TE	120	B
FIXTURE MODEL		TRACK TYPE		PART TYPE	CIRCUIT	LED RATING	COLOR TEMP	OPTIC		DIMMING	VOLTAGE	FINSIH

INLine LINEAR • PHOTOMETRIC DATA

CENTER BEAM CANDLEPOWER (CBCP)

Distance (FT)	2 FT DF (90°)	4 FT DF (90°)	Beam Width (FT)
1	990	1980	2.7
2	248	495	5.5
3	110	220	8.2
4	62	124	11.0
5	40	79	13.7
6	28	55	16.5
7	20	40	19.2
8	15	31	21.9
9	12	24	24.7
10	10	20	27.4
11	8	16	30.2
12	7	14	32.9
13	6	12	35.7
14	5	10	38.4
15	4	9	41.1
16	4	8	43.9
17	3	7	46.6
18	3	6	49.4
19	3	5	52.1
20	2	5	54.9
21	2	4	57.6
22	2	4	60.3
23	2	4	63.1
24	2	3	65.8
25	2	3	68.6

2 FT INLine LINEAR LED

ILLUMINANCE AT A DISTANCE

Distance in Feet	Center Beam fc	Beam Width	
3.3 ft	90.7 fc	9.1 ft	9.4 ft
6.7 ft	22.0 fc	18.4 ft	19.2 ft
10.0 ft	9.87 fc	27.4 ft	28.6 ft
13.3 ft	5.58 fc	36.5 ft	38.1 ft
16.7 ft	3.54 fc	45.8 ft	47.8 ft
20.0 ft	2.47 fc	54.9 ft	57.2 ft

Vertical Spread: 107.8°
Horizontal Spread: 110.1°

POLAR CANDELA DISTRIBUTION

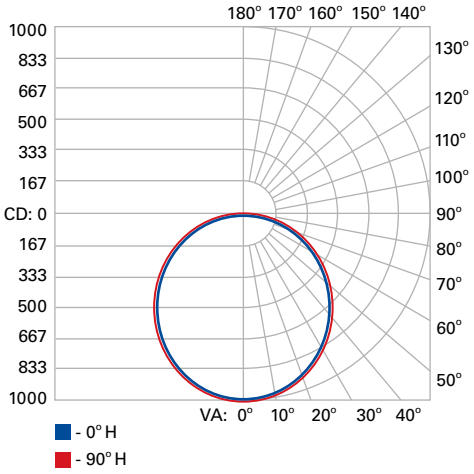

4 FT INLine LINEAR LED

ILLUMINANCE AT A DISTANCE

Distance in Feet	Center Beam fc	Beam Width	
3.3 ft	181 fc	9.1 ft	10.3 ft
6.7 ft	40.0 fc	18.4 ft	20.9 ft
10.0 ft	19.7 fc	27.4 ft	31.2 ft
13.3 ft	11.2 fc	36.5 ft	41.5 ft
16.7 ft	7.08 fc	45.8 ft	52.2 ft
20.0 ft	4.94 fc	54.9 ft	62.5 ft

Vertical Spread: 107.8°
Horizontal Spread: 110.1°

POLAR CANDELA DISTRIBUTION

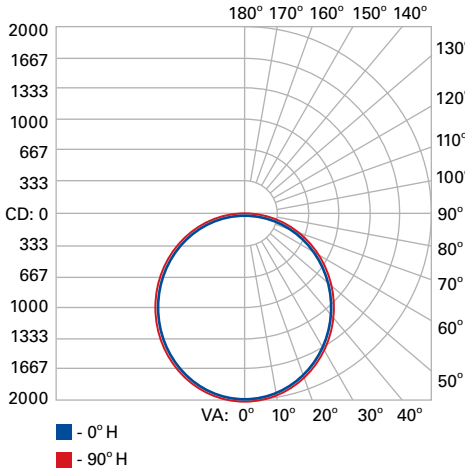

INLine LINEAR • ACCESSORIES

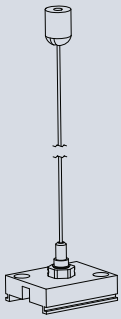

SINGLE STAINLESS STEEL CABLE SUPPORT KIT
INTRK-S-AC-CSK-YY-Z

Use single field cuttable cable complete with mounting device for ceiling track configurations only.
LSI recommends a minimum of two mounting points per section of INLine Linear LED.

YY = 04 FT or 12 FT Cable
Z = B (Black), W (White) or S (Silver) Finish