Job Name Here	Fixture Type Here
Designer/Firm Name Here	Ordering Information Here

LX2044 • 120/277V • XICATO 19MM

Elegant fixture designed specifically for the most demanding architecture applications.

- Designed for the most versatile Xicato XTM 19mm LED module up to 28 Watts
- Extremely tight color consistency (less than 2 MacAdam Ellipses)
- System efficiency up to 83 lumens/watt
- Backed by Xicato's Five Year Color Consistency and Lumen Maintenance Warranty
- 50,000 hour life to 70% lumen output, L70 at 95°F max ambient
- Choice of color temperature
- Color Rendering Index (CRI) of either 98 (high) or 83 (standard)
- Color Fidelity (R_f) 96 (high) or 78 (standard)
- Gamut Area Index (R_g) 103 (high) or 101 (standard)
- Choice of lumen outputs (delivered lumens)
- Tested to LM79 and LM80 Protocols, TM-30 available
- Hidden integral electronic driver compatible with various dimmers down to 0.1%
- Field interchangeable optics (15°- 60°) modify the beam spread distribution
- Accessory holder accepts up to two size-AA LSI filters and accessories
- Integral dimmer available
- Finishes: LSI Black, White, and Silver
- Fixture weight: 3.5 lbs
- All modules are field replaceable

FIXTURE PART NUMBERS

Please review the **ORDERING INFORMATION** section on the next page as well as the **MOUNTING OPTIONS** on page 3 to create a part number for each fixture that specifies the following:

- LED Module
- LED Rating
- Color Temperature
- Optic (mm/beam spread)
- Fitting/Controls (Dimming)
- Voltage
- Finish

PART NUMBER

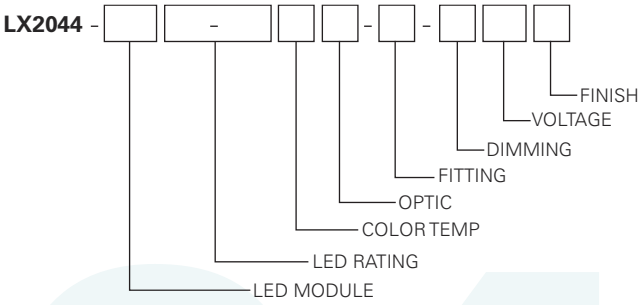

Example Part Number: **LX2044-T1920-9830M2-00-TE120W** is a fixture with a Xicato 19mm LED module, 2000 Lumen/98 CRI/28 Watt LED rating, 3000°K Color Temperature, 70mm 20° Optic, 00 Track fitting with Trailing Edge group dimming capability, 120V and a White finish.

Job Name Here	Fixture Type Here
Designer/Firm Name Here	Ordering Information Here

LX2044 • 120/277V • XICATO 19MM

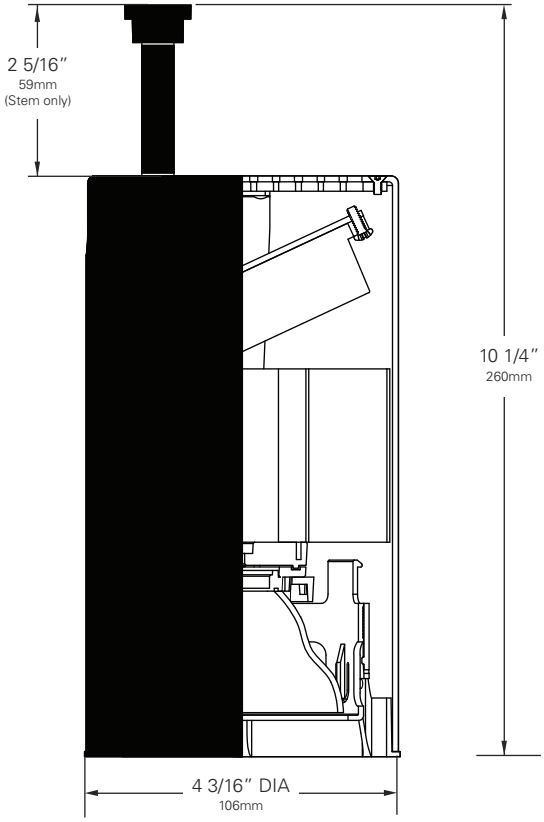

Color Temperature & Center Point Tolerance

Color Temp	Center Point	Tolerance
2700K	2700K	+/- 40K
3000K	2950K	+/- 50K
3500K	3420K	+/- 60K
4000K	4000K	+/- 70K

Chromaticity Specifications

LED	R_a - CRI	R_f - Fidelity	R_g - Gamut Area
T19-TS9- 83	83	78	101
T19-TS9- 98	98	96	103

XTM 19MM ORDERING INFORMATION

Base Fixture Model

☐ LX2044-T19 (XTM 19mm)

LED Rating (Lumens/CRI/Wattage)

☐ 10-83 = 1000/83/11 ☐ 10-98 = 1000/98/12
☐ 13-83 = 1300/83/14 ☐ 13-98 = 1300/98/17
☐ 18-98 = 1800/98/23 ☐ 20-83 = 2000/83/21
☐ 20-98 = 2000/98/28 ☐ 23-83 = 2300/83/23
☐ 27-83 = 2700/83/27

Color Temperature

☐ 27= 2700K ☐ 30= 3000K
☐ 35= 3500K ☐ 40= 4000K

Optic

☐ WR* = 72mm/ 15° Field Reducer
*Not for use with 2000 Lumens and up
☐ M2 = 70mm/ 20° Narrow Field Angle
☐ M4 = 70mm/ 35° Narrow Field Angle
☐ M6 = 70mm/ 60° Wide Field Angle
☐ M8 = 70mm/ 40° Wide Field Angle
☐ M9 = 70mm/ 20° Wide Field Angle

Fitting/Controls (Dimming)

☐ 00-TE = Track Fitting & Trailing Edge (5%)
☐ 0D-ED = Track Fitting with Integral Dimmer (0.1%)
☐ 00EF-TE = Security/Worklight Track Fitting & Trailing Edge (5%)
☐ 2G-TE = Universal Fitting & Trailing Edge (5%)
☐ 3G-TE = Pipe Clamp Fitting & Trailing Edge (5%)
☐ 5A-TE = Canopy Fitting & Trailing Edge (5%)
☐ 5B-ED = Canopy Fitting & Integral Dimmer (0.1%)
☐ 5B-10 = Canopy Fitting & 0-10V (0.1%)
(**Coiled Cord** is available only with **2G** and **3G** mounting options. Change 2G to **2C** and 3G to **3C**. When a coiled cord is not specified, a straight cord is provided.)

Voltage

☐ 120 = 120V ☐ 230 = 220-240V ☐ 277 = 277V

Finish

☐ B = Black ☐ W = White ☐ S = Silver

Example Part Number:

LX2044-T19	20-98	30	M2	–	00-TE	120	W
FIXTURE MODEL	LED RATING	COLOR TEMP	OPTIC		FITTING/ DIMMING	VOLTAGE	FINISH

Other Options (Consult Factory):

- Custom Stems, specify length (4"- 48")
- Custom color, RAL palette

LX2044 • MOUNTING OPTIONS

FITTING	SIDE VIEW	STEM LENGTH VIEW
00 Track Fitting/ 00EF Security/Worklight Fitting	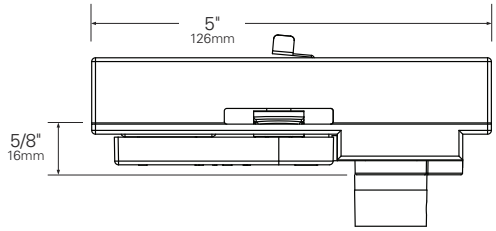	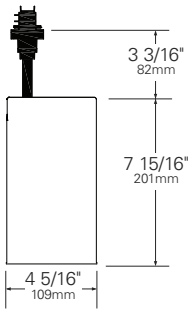
0D-ED Track Fitting with Integral Dimmer	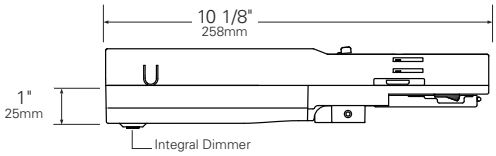	
2G Universal Fitting	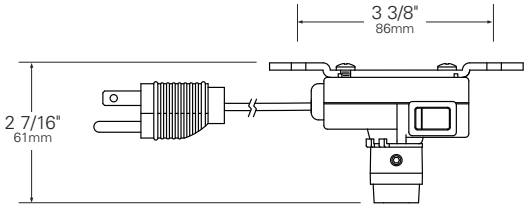	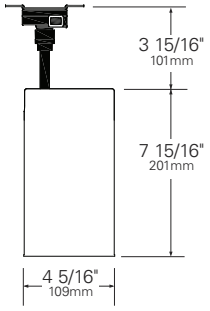
3G Pipe Clamp Fitting	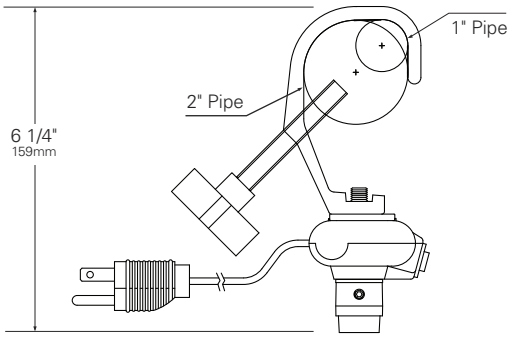	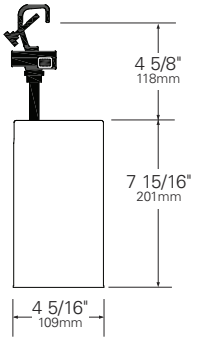
5A Canopy Fitting with TE Dimming	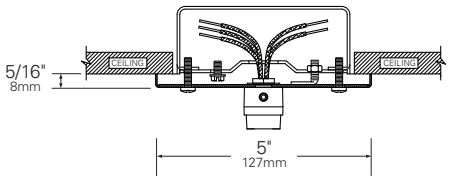	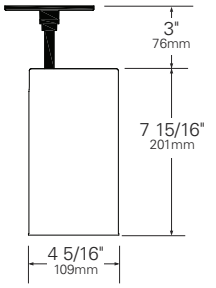
5B Canopy Fitting with Integral Dimmer and 0-10V Dimming	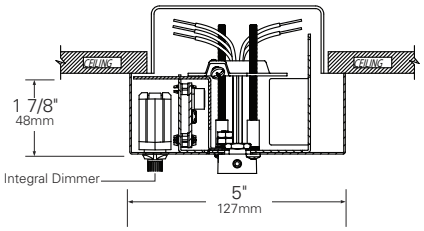	

LX2044 • PERFORMANCE

The performance characteristics of the LumeLEX family of products can be customized based on the LED module and the optic (reflector) selected.

Each available LED module is defined by four characteristics – the color rendering index (CRI), the correlated color temperature (CCT), the power that it uses (watts), and its "available lumens." Note that available lumens is a theoretical value that represents the light output of the module on its own – no fixture or optic attached.

In the LSI part number, the LED module is specified with a letter and a number that immediately follow the product series number. For example, in the part number LX2044-T1920-8327M2-00-TE120B, the "**T1920-8327**" represents an LED module with an output of 2000 lumens, a CRI of 83, a power usage of 21 watts and a color temperature of 2700K.

The available optics (reflectors) are characterized by size, beam angle, and in some cases the characteristics of the field angle (narrow or wide). The optic is specified by the two characters that follow the LED designation in the part number. For example, the "**M2**" in LX2044-T1920-8327M2-00-TE120B is a 70mm diameter optic that has a 20-Degree beam with a narrow field.

Additional parameters, such as Center Beam Candle Power (CBCP), Delivered Lumens, and Efficiency (Lumens per Watt) are all shown in a table that is organized by LED module and optic combination.

CBCP = Center Beam Candle Power

LED Module	Optic (Reflector)					
Lumens/CRI/Wattage	**M2**	**WR**	**M4**	**M6**	**M8**	**M9**
1000/83/11	3,270	2,490	2,180	980	1,480	3,000
1000/98/12	3,270	2,490	2,180	980	1,480	3,000
1300/83/14	4,251	3,237	2,834	1,274	1,924	3,900
1300/98/17	4,251	3,237	2,834	1,274	1,924	3,900
1800/98/23	5,886	4,482	3,924	1,764	2,664	5,400
2000/83/21	6,540	4,980	4,360	1,960	2,960	6,000
2000/98/28	6,540	4,980	4,360	1,960	2,960	6,000
2300/83/23	7,521	5,727	5,014	2,254	3,404	6,900
2700/83/27	8,829	6,723	5,886	2,646	3,996	8,100

Delivered Lumens

LED Module	Optic (Reflector)					
Lumens/CRI/Wattage	**M2**	**WR**	**M4**	**M6**	**M8**	**M9**
1000/83/11	390	220	580	720	830	830
1000/98/12	390	220	580	720	830	830
1300/83/14	507	286	754	936	1,079	1,079
1300/98/17	507	286	754	936	1,079	1,079
1800/98/23	702	396	1,044	1,296	1,494	1,494
2000/83/21	780	440	1,160	1,440	1,660	1,660
2000/98/28	780	440	1,160	1,440	1,660	1,660
2300/83/23	897	506	1,334	1,656	1,909	1,909
2700/83/27	1,053	594	1,566	1,944	2,241	2,241

Efficiency = Lumens Per Watt

LED Module	Optic (Reflector)					
Lumens/CRI/Wattage	**M2**	**WR**	**M4**	**M6**	**M8**	**M9**
1000/83/11	35	20	53	65	75	75
1000/98/12	33	18	48	60	69	69
1300/83/14	36	20	54	67	77	77
1300/98/17	30	17	44	55	63	63
1800/98/23	31	17	45	56	65	65
2000/83/21	37	21	55	69	79	79
2000/98/28	28	16	41	51	59	59
2300/83/23	39	22	58	72	83	83
2700/83/27	39	22	58	72	83	83

Absolute range of values are +/- 10% of typical value, and are for all color temperatures

LED Module **Lumens/CRI/Wattage SKU Code**	**1000/83/11 10-83**	**1000/98/12 10-98**	**1300/83/14 13-83**	**1300/98/17 13-98**	**1800/98/23 18-98**	**2000/83/21 20-83**	**2000/98/28 20-98**	**2300/83/23 23-83**	**2700/83/27 27-83**
Nominal Fixture Power (+/- 20%), Watts	11	12	14	17	23	21	28	23	27
Maximum Inrush Current, Amps	10	10	10	10	10	10	10	10	10
Minimum Power Factor	0.92	0.92	0.92	0.92	0.92	0.92	0.92	0.92	0.92

Inrush current is instantaneous current drawn by the LED only when fixture is initially powered on or instantaneously changed from full dim to full bright. For more details see Dimming Application Sheet, IS-0119.

LX2044 • OPTICS

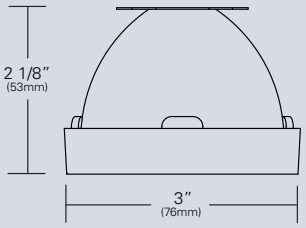

LX-WRD-REF-CLR (WR)
(72mm/15°)
Field reducer. Proprietary field reducing baffle (black) with aluminized reflector. Tool-less, twist and lock installation.
*Not for use with 2000 Lumens and up

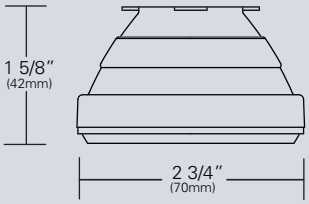

LX-M20-REF-B (M2)
(70mm/20°)
(Narrow Field Angle)
Computer designed polycarbonate lens. Tool-less, twist and lock installation. Black finish.

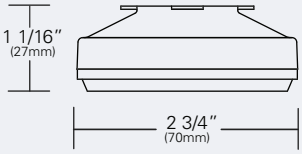

LX-M40-REF-B (M4)
(70mm/35°)
(Narrow Field Angle)
Computer designed polycarbonate specular optic. Tool-less, twist and lock installation. Black finish.

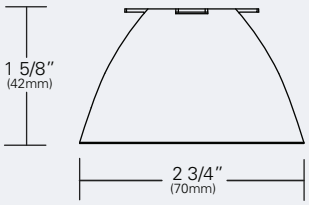

LX-M90-REF-CLR (M9)
(70mm/20°)
(Wide Field Angle)
Computer designed polycarbonate specular optic. Tool-less, twist and lock installation. Aluminized finish.

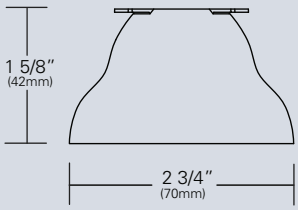

LX-M80-REF-CLR (M8)
(70mm/40°)
(Wide Field Angle)
Computer designed polycarbonate specular optic. Tool-less, twist and lock installation. Aluminized finish.

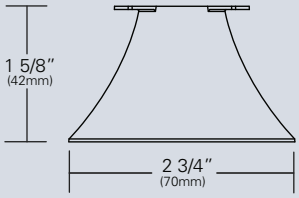

LX-M60-REF-CLR (M6)
(70mm/60°)
(Wide Field Angle)
Computer designed polycarbonate specular optic. Tool-less, twist and lock installation. Aluminized finish.

LX2044 • PHOTOMETRIC DATA

LED RATING: 13-98

WR- 72mm DIA Optic
(FR: Field Reducer)

Beam Spread (minimum)	**15°**
Center Beam Candlepower	**3237**
CRI	**98**

M2- 70mm DIA Optic
(NFA: Narrow Field Angle)

Beam Spread (minimum)	**20°**
Center Beam Candlepower	**4251**
CRI	**98**

M4- 70mm DIA Optic
(NFA: Narrow Field Angle)

Beam Spread (minimum)	**35°**
Center Beam Candlepower	**2834**
CRI	**98**

M6- 70mm DIA Optic
(WFA: Wide Field Angle)

Beam Spread (minimum)	**60°**
Center Beam Candlepower	**1274**
CRI	**98**

M8- 70mm DIA Optic
(WFA: Wide Field Angle)

Beam Spread (minimum)	**40°**
Center Beam Candlepower	**1924**
CRI	**98**

M9- 70mm DIA Optic
(WFA: Wide Field Angle)

Beam Spread (minimum)	**20°**
Center Beam Candlepower	**3900**
CRI	**98**

LED RATING: 20-83

WR- 72mm DIA Optic
(FR: Field Reducer)

Beam Spread (minimum)	**15°**
Center Beam Candlepower	**4980**
CRI	**83**

M2- 70mm DIA Optic
(NFA: Narrow Field Angle)

Beam Spread (minimum)	**20°**
Center Beam Candlepower	**6540**
CRI	**83**

M4- 70mm DIA Optic
(NFA: Narrow Field Angle)

Beam Spread (minimum)	**35°**
Center Beam Candlepower	**4360**
CRI	**83**

M6- 70mm DIA Optic
(WFA: Wide Field Angle)

Beam Spread (minimum)	**60°**
Center Beam Candlepower	**1960**
CRI	**83**

M8- 70mm DIA Optic
(WFA: Wide Field Angle)

Beam Spread (minimum)	**40°**
Center Beam Candlepower	**2960**
CRI	**83**

M9- 70mm DIA Optic
(WFA: Wide Field Angle)

Beam Spread (minimum)	**20°**
Center Beam Candlepower	**6000**
CRI	**83**

LED RATING: 13-98

All Max. Footcandles at 0° Beam Axis

M6 (60°) WFA	M8 (40°) WFA	M4 (35°) NFA	M9 (20°) WFA	M2 (20°) NFA	WR (15°) FR
1274	1924	2834	3900	4251	3237
319	481	709	975	1063	809
142	214	315	433	472	360
80	120	177	244	266	202
51	77	113	156	170	129
35	53	79	108	118	90
26	39	58	80	87	66
20	30	44	61	66	51
16	24	35	48	52	40
13	19	28	39	43	32
11	16	23	32	35	27
9	13	20	27	30	22
8	11	17	23	25	19
7	10	14	20	22	17
6	9	13	17	19	14
5	8	11	15	17	13
4	7	10	13	15	11
4	6	9	12	13	10
4	5	8	11	12	9
3	5	7	10	11	8
3	4	6	9	10	7
3	4	6	8	9	7
2	4	5	7	8	6
2	3	5	7	7	6
2	3	5	6	7	5

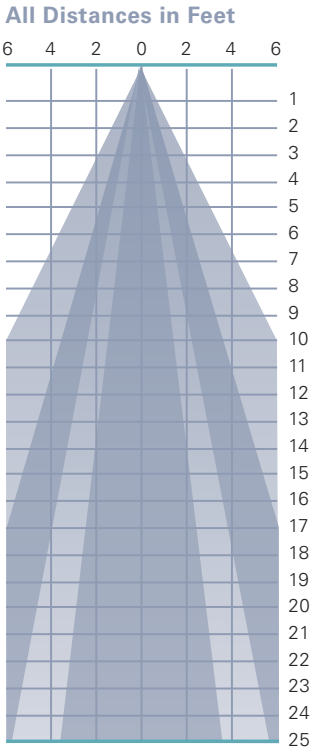

Photometric Data based on LED Rating: 13-98 (1300 Lumens/98CRI/17watts)
*WFA Optics not represented in graph

LED RATING: 20-83

All Max. Footcandles at 0° Beam Axis

M6 (60°) WFA	M8 (40°) WFA	M4 (35°) NFA	M9 (20°) WFA	M2 (20°) NFA	WR (15°) FR
1960	2960	4360	6000	6540	4980
490	740	1090	1500	1635	1245
218	329	484	667	727	553
123	185	273	375	409	311
78	118	174	240	262	199
54	82	121	167	182	138
40	60	89	122	133	102
31	46	68	94	102	78
24	37	54	74	81	61
20	30	44	60	65	50
16	24	36	50	54	41
14	21	30	42	45	35
12	18	26	36	39	29
10	15	22	31	33	25
9	13	19	27	29	22
8	12	17	23	26	19
7	10	15	21	23	17
6	9	13	19	20	15
5	8	12	17	18	14
5	7	11	15	16	12
4	7	10	14	15	11
4	6	9	12	14	10
4	6	8	11	12	9
3	5	8	10	11	9
3	5	7	10	10	8

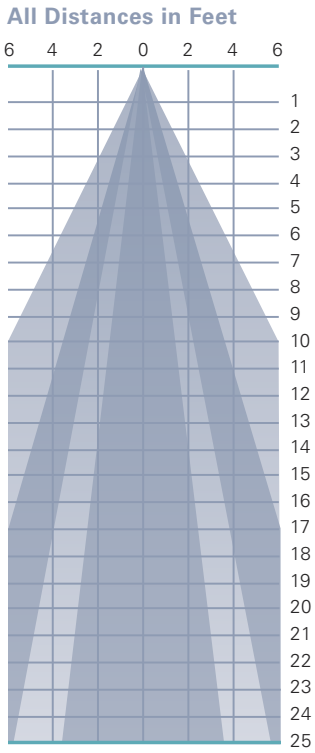

Photometric Data based on LED Rating: 20-83 (2000 Lumens/83CRI/21watts)
*WFA Optics not represented in graph

LX2044 • ACCESSORIES



SPREAD LENSES AND BEAM SOFTENER

No.	Description	% of Light Transmission
AA990	Spread Lens/Clear	83 (5°X 50°)
AA992	Spread Lens/Clear	85 (5°X 30°)
AA995	Spread Lens/Clear	83 (50°X 50°)
AA996	Spread Lens/Clear	86 (45°X 50°)
AA998	Beam Softener/Clear	80 (45°X 45°)

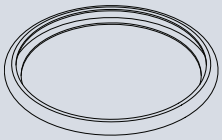

BACKER RING AAB

Aluminum ring to hold gel when no other size AA accessories are being used. Black finish.

[1]LIGHT BLOCKING SCREENS AA

Stainless steel mesh screens used alone or in combinations will block from approximately 20% to 90% of the transmitted light without changing color temperature of the light.

No.	% of Light Blocked
AA801S	20
AA802S	30
AA803S	40

LOUVER HEX AAB

1/8" thick Hexcell black metal louver used for thin profile. Black finish.

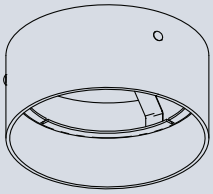

HOOD-EXT-LX44-NXB-X

Externally mounted cylindrical metal hood controls spill light and glare. Does not include cross baffle.

Specify finish as follows:
HOOD-EXT-LX44-NXB-B (BLACK)
HOOD-EXT-LX44-NXB-W (WHITE)
HOOD-EXT-LX44-NXB-S (SILVER)

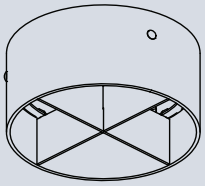

HOOD-EXT-LX44-WXB-X

Externally mounted cylindrical metal hood controls spill light and glare. Includes cross baffle.

Specify finish as follows:
HOOD-EXT-LX44-WXB-B (BLACK)
HOOD-EXT-LX44-WXB-W (WHITE)
HOOD-EXT-LX44-WXB-S (SILVER)

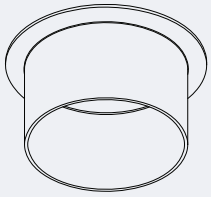

HOOD AAX

Internally mounted cylindrical metal hood controls spill light and glare.

Specify finish as follows:
HOOD AAB (BLACK)
HOOD AAW (WHITE)
HOOD AAS (SILVER)

1. Figures vary based upon LED Module/Optic being used and relationship of screen(s) to LED Module/Optic and to each other.

LX2044 • GELS

As the foremost innovator in accent lighting, LSI offers a complete range of pre-cut Gels to modify the spread and color of light for the LumeLEX LED Series.

LumeLEX® SPREAD GELS

Size: AA (76 mm diameter)	Spread Gel
GEL–L1–AA	1° Spread Gel
GEL–L5–AA	5° Spread Gel
GEL–L10–AA	10° Spread Gel
GEL–L20–AA	20° Spread Gel
GEL–L30–AA	30° Spread Gel
GEL–L40–AA	40° Spread Gel
GEL–L60–AA	60° Spread Gel
GEL–L80–AA	80° Spread Gel
GEL–L30X5–AA	30° by 5° Spread Gel
GEL–L40X1–AA	40° by 1° Spread Gel
GEL–L60X1–AA	60° by 1° Spread Gel
GEL–L60X10–AA	60° by 10° Spread Gel
GEL–L75X45–AA	75° by 45° Spread Gel
GEL–L90X60–AA	90° by 60° Spread Gel
GEL–R101–AA	Beam Softener

LumeLEX® COLOR GELS

Size: AA (76 mm diameter)	Gel Color	% of Light Transmission	Size: AA (76 mm diameter)	Gel Color	% of Light Transmission
GEL–R2–AA	Bastard Amber	78	GEL–R312–AA	Canary	85
GEL–R7–AA	Pale Yellow	96	GEL–R331–AA	Shell Pink	68
GEL–R12–AA	Straw	88	GEL–R383–AA	Sapphire Blue	4
GEL–R13–AA	Straw Tint	78	GEL–R397–AA	Pale Grey	70
GEL–R14–AA	Medium Straw	68	GEL–R2001–AA	Storaro Red	12
GEL–R21–AA	Golden Amber	43	GEL–R2004–AA	Storaro Green	15
GEL–R25–AA	Orange Red	14	GEL–R2009–AA	Storaro Violet	3
GEL–R26–AA	Light Red	12	GEL–R3202–AA	Full Blue	36
GEL–R27–AA	Medium Red	4	GEL–R3204–AA	Half Blue	52
GEL–R57–AA	Lavender	24	GEL–R3206–AA	Third Blue	64
GEL–R62–AA	Booster Blue	54	GEL–R3216–AA	Eighth Blue (Boosts 3200K to 3300K)	81
GEL–R71–AA	Sea Blue	30	GEL–R3318–AA	Tough 1/8 Minusgreen	89
GEL–R72–AA	Azure Blue	44	GEL–R3410–AA	Roscosun (1/8 CTO) (Reduces 5500K to 4900K)	92
GEL–R91–AA	Primary Green	7	GEL–R3441–AA	Full Straw (CTS)	50
GEL–R97–AA	Light Grey	50	GEL–R3443–AA	Quarter Straw (CTS)	81
GEL–R98–AA	Medium Grey	25	GEL–R4330–AA	CalColor 30 Cyan	63
GEL–R101–AA	Light Frost	N/A	GEL–R4415–AA	CalColor 15 Green	67
GEL–R104–AA	Tough Silk	N/A	GEL–R4490–AA	CalColor 90 Green	25
GEL–R119–AA	Lt. Hamburg Frost	N/A	GEL–R4860–AA	CalColor 60 Pink	46
GEL–R121–AA	Blue Diffusion	N/A	GEL–R4890–AA	CalColor 90 Pink	38
GEL–R305–AA	Rose Gold	75	GEL–R4930–AA	CalColor 30 Lavender	47

* Backer Ring AAB required to hold gels when no other rimmed "AA" accesories are used.

LSI ROSCO GEL CCT CONVERSION CHART FROM 3000K

Type	ROSCO #	ROSCO Description	Resulting CCT
Amber Filters Lower CCT	3420	Double CTO	1531
	3407	Sun CTO	1999
	3401	Sun 85	2154
	3411	Sun 3/4 CTO	2154
	3408	Sun 1/2 CTO	2414
	3409	Sun 1/4 CTO	2664
	3410	Sun 1/8 CTO	2830
	3114	UV Filter	2930
Blue Filters Raise CCT	3220	Double Blue	N/A
	3202	Full Blue	4942
	3203	Three-Quarter Blue	4286
	3204	Half Blue	3769
	3206	Third Blue	3517
	3208	Quarter Blue	3297
	3216	Eighth Blue	3112

COLOR MEDIA

COLOR FILTERS

As the foremost innovator in accent lighting, LSI offers a complete range of permanent fade-free glass color filters, which are available in four stock diameters. All glass color filters are rimmed in a seamless aluminum ring and are slotted for heat expansion.

Size	Diameter	LSI Fixture Series
AAA	2 3/8″	LumeLEX® 2020/2030/2031/2038, SSLCX16, SSL260
AA	3″	LumeLEX® 2044, LumeLEX 2048
A	3 1/2″	LumeLEX® 2060, SSL230, SSLCX30, SSLGR30CL
C	4 3/4″	LumeLEX® 2084, LumeLEX® 2088, SSL238, SSLCX36, SSLCX38, SSLGR38CL

No.	Color	1% of Light Transmission
902	Medium Pink	36
903	Deep Pink	37
904	Flesh Pink	73
906	Pale Lavender	14
907	Surprise Pink	19
908	Lilac	21
910	Warm Red	10
911	Strawberry	6
912	Ruby	4
913	Magenta	1
914	Light Amethyst	25
915	Medium Amethyst	16
916	Deep Amethyst	4
917	Olive	18
918	Light Green	68
920	Medium Green	25
921	Deep Green	7
922	Silver green	65
923	Yellow Green	49
924	Emerald Green	12
925	Light Turquoise	68
926	Medium Turquoise	40
927	Deep Turquoise	17
928	Light Blue	34
930	Medium Blue	3
932	Daylight	59
933	Gene Moore Blue	18
936	Grey	56
937	Light Blue Green	17
939	Light Amber	68
940	Medium Amber	48
941	Deep Amber	43
942	Straw	78
943	Gold	87
944	Canary Yellow	84
945	Lemon	81
946	Pumpkin	32
947	Tangerine	20
948	Orange	23
949	Pink Gold	54
950	Bronze	48
951	Brass	11
952	Autumn Tan	11
953	Leaf Brown	19
954	Butter Pecan	3
955	Toasted Almond	1

Notes:

1. Values given are approximate due to slight variations in glass color and thickness.

COLOR MEDIA

DICHROIC COLOR FILTERS

In addition to our complete line of glass color filters, LSI now offers dichroic glass color filters that achieve purer, more saturated, richer color by selective wavelength transmission. Since these filters reflect rather than absorb the unwanted color wavelengths, a higher intensity of colored light can be obtained with fewer or lower wattage fixtures. In addition, this selective transmission allows for very accurate color matching from filter to filter.

All standard LSI filter sizes are available in a wide palette of well chosen dichroic colors that can be used with all LSI fixtures that accept accessories.

LSI dichroic glass color filters have the added benefit of being rimmed for extra durability to allow for frequent usage without fear of breakage or edge chipping.



Size	Diameter	LSI Fixture Series
AAA	2 3/8″	LumeLEX® 2020/2030/2031/2038, SSLCX16, SSL260
AA	3″	LumeLEX® 2044, LumeLEX 2048
A	3 1/2″	LumeLEX® 2060, SSL230, SSLCX30, SSLGR30CL
C	4 3/4″	LumeLEX® 2084, LumeLEX® 2088, SSL238, SSLCX36, SSLCX38, SSLGR38CL

Technical Data

Dichroic color filters are created in a vacuum chamber by multi-layer vapor deposits of different minerals onto low expansion, chemically resistant Borosilicate glass.

Deposits are made in alternating layers of varying microscopic thickness which allow very narrow color wavelengths to be selectively transmitted and all other wavelengths to be reflected.

LSI does not recommend using dichroic color filters with lamps or fixtures that have beam spreads greater than 40° because a secondary color aura is created by the wide angular transmitted wavelengths that are different than the desired color wavelength.

Since there is mainly transmission and reflection of the color wavelengths by the dichroic filter and very little absorption, the dichroic filter can be used with many high temperature lights that normally would not accept color filters.

No.	Color	% of Light Transmission
2001	Light Pink	69
2002	Medium Pink	43
2003	Hot Pink	11
2004	Pale Pink	55
2010	Deep Magenta	29
2011	Lavender	24
2012	Vivid Magenta	31
2013	Lavender Accent	48
2014	Lilac	37
2015	Purple Fusion	12
2020	Sky Blue	39
2021	Sea Blue	39
2022	Cyan	33
2023	Light Blue Green	30
2024	Primary Blue	24
2025	Medium Red Blue	15
2026	Deep Purple	16
2027	Peacock Blue	53
2028	Mediterranean Blue	20
2029	Boost Blue	51
2040	Light Yellow Green	64
2041	Fern Green	47
2042	Turquoise	35
2043	Primary Green	31
2044	Industrial Green	64
2050	Yellow	80
2051	Amber	71
2052	Amber Blush	38
2053	Bastard Amber	71
2054	Goldenrod	63
2055	Bright Straw	56
2060	Medium Orange	51
2061	Orange	44
2070	Flame Red	27
2071	Primary Red	25