



SSLCX36 • ACCESSORIES



SPREAD LENSES AND BEAM SOFTENER

No.	Description	% of Light Transmission
C990	Spread Lens/Clear	83 (5°X 50°)
C992	Spread Lens/Clear	85 (5°X 30°)
C995	Spread Lens/Clear	83 (50°X 50°)
C996	Spread Lens/Clear	86 (45°X 50°)
C998	Beam Softener/Clear	80 (45°X 45°)



¹LIGHT BLOCKING SCREENS C

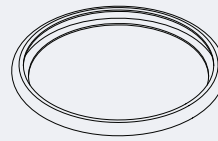
Stainless steel mesh screens used alone or in combinations will block from approximately 20% to 90% of the transmitted light without changing color temperature of the light.

No.	% of Light Blocked
C801S	20
C802S	30
C803S	40



LOUVER HEX C

1/8" thick Hexcell black metal louver used for thin profile.



BACKER RING C

Aluminum ring to hold thin film gels when no other size C accessories are being used.

1. Figures vary based upon LED module/optic being used and relationship of screen(s) to LED module/optic and to each other.

SSLCX36 • GELS

As the foremost innovator in accent lighting, LSI offers a complete range of pre-cut Gels to modify the color and distribution of light.



SPREAD GELS

Size: C (121mm diameter)	Spread Gel
GELL1-C	1° Spread Gel
GELL5-C	5° Spread Gel
GELL10-C	10° Spread Gel
GELL20-C	20° Spread Gel
GELL30-C	30° Spread Gel
GELL40-C	40° Spread Gel
GELL60-C	60° Spread Gel
GELL80-C	80° Spread Gel
GELL30X5-C	30° by 5° Spread Gel
GELL40X1-C	40° by 1° Spread Gel
GELL60X1-C	60° by 1° Spread Gel
GELL60X10-C	60° by 10° Spread Gel
GELL75X45-C	75° by 45° Spread Gel
GELL90X60-C	90° by 60° Spread Gel
GELR101-C	Beam Softener

COLOR GELS

Size: C (121mm diameter)	Gel Color	Size: C (121mm diameter)	Gel Color
GELR2-C	Bastard Amber	GELR312-C	Canary
GELR7-C	Pale Yellow	GELR3204-C	Half Blue
GELR12-C	Straw	GELR331-C	Shell Pink
GELR13-C	Straw Tint	GELR383-C	Sapphire Blue
GELR14-C	Medium Straw	GELR397-C	Pale Grey
GELR21-C	Golden Amber	GELR2001-C	Storaro Red
GELR25-C	Orange Red	GELR2004-C	Storaro Green
GELR26-C	Light Red	GELR2009-C	Storaro Violet
GELR27-C	Medium Red	GELR3202-C	Full Blue
GELR57-C	Lavender	GELR3206-C	Third Blue
GELR62-C	Booster Blue	GELR3216-C	Eighth Blue (Boosts 3200K to 3300K)
GELR71-C	Sea Blue	GELR3318-C	Tough 1/8 Minusgreen
GELR72-C	Azure Blue	GELR3410-C	Roscosun (1/8 CTO) (Reduces 5500K to 4900K)
GELR91-C	Primary Green	GELR3441-C	Full Straw (CTS)
GELR97-C	Light Grey	GELR3443-C	Quarter Straw (CTS)
GELR98-C	Medium Grey	GELR4330-C	CalColor 30 Cyan
GELR101-C	Light Frost	GELR4415-C	CalColor 15 Green
GELR104-C	Tough Silk	GELR4490-C	CalColor 90 Green
GELR119-C	Lt. Hamburg Frost	GELR4860-C	CalColor 60 Pink
GELR121-C	Blue Diffusion	GELR4890-C	CalColor 90 Pink
GELR305-C	Rose Gold	GELR4930-C	CalColor 30 Lavender

COLOR MEDIA

COLOR FILTERS

As the foremost innovator in accent lighting, LSI offers a complete range of permanent fade-free glass color filters, which are available in nine stock diameters. All glass color filters are rimmed in a seamless aluminum ring and are slotted for heat expansion.



Size	Diameter	LSI Fixture Series	No.	Color	% of Light Transmission
AAA	2 3/8"	LumeLEX® 2020/2030/2031/2038, SSLCX16, SSL260, LumeLEX MAR-S	902	Medium Pink	36
			903	Deep Pink	37
			904	Flesh Pink	73
ZM	2 13/16"	LZ Zoom	906	Pale Lavender	14
			907	Surprise Pink	19
AA	3"	LumeLEX® 2024 (with LX2024-Holder or LX2024-Barndoor), LumeLEX® 2044, LumeLEX 2048	908	Lilac	21
			910	Warm Red	10
			911	Strawberry	6
			912	Ruby	4
A	3 1/2"	LumeLEX® 2060, SSL230, SSLCX30, SSLGR30CL, SSLGR36	913	Magenta	1
			914	Light Amethyst	25
B	4 1/4"	LumeLEX® MAR-L	915	Medium Amethyst	16
			916	Deep Amethyst	4
			917	Olive	18
C	4 3/4"	LumeLEX® 2084, LumeLEX® 2088, SSL238, SSLCX36, SSLCX38, SSLGR38CL	918	Light Green	68
			920	Medium Green	25
			921	Deep Green	7
			922	Silver green	65
			923	Yellow Green	49
			924	Emerald Green	12
			925	Light Turquoise	68
			926	Medium Turquoise	40
			927	Deep Turquoise	17
			928	Light Blue	34
			930	Medium Blue	3
			932	Daylight	59
			933	Gene Moore Blue	18
			936	Grey	56
			937	Light Blue Green	17
			939	Light Amber	68
			940	Medium Amber	48
			941	Deep Amber	43
			942	Straw	78
			943	Gold	87
			944	Canary Yellow	84
			945	Lemon	81
			946	Pumpkin	32
			947	Tangerine	20
			948	Orange	23
			949	Pink Gold	54
			950	Bronze	48
			951	Brass	11
			952	Autumn Tan	11
			953	Leaf Brown	19
			954	Butter Pecan	3
			955	Toasted Almond	1

Notes:

1. Values given are approximate due to slight variations in glass color and thickness.


COLOR MEDIA

DICHROIC COLOR FILTERS

In addition to our complete line of glass color filters, LSI now offers dichroic glass color filters that achieve purer, more saturated, richer color by selective wavelength transmission. Since these filters reflect rather than absorb the unwanted color wavelengths, a higher intensity of colored light can be obtained with fewer or lower wattage fixtures. In addition, this selective transmission allows for very accurate color matching from filter to filter.

All standard LSI filter sizes are available in a wide palette of well chosen dichroic colors that can be used with all LSI fixtures that accept accessories.

LSI dichroic glass color filters have the added benefit of being rimmed for extra durability to allow for frequent usage without fear of breakage or edge chipping.



Size	Diameter	LSI Fixture Series	Technical Data	No.	Color	% of Light Transmission
AAA	2 3/8"	LumeLEX® 2020/2030/2031/2038, SSLCX16, SSL260, LumeLEX MAR-S	Dichroic color filters are created in a vacuum chamber by multi-layer vapor deposits of different minerals onto low expansion, chemically resistant Borosilicate glass.	2001	Light Pink	69
ZM	2 13/16"	LZ Zoom	Deposits are made in alternating layers of varying microscopic thickness which allow very narrow color wavelengths to be selectively transmitted and all other wavelengths to be reflected.	2002	Medium Pink	43
AA	3"	LumeLEX® 2024 (with LX2024-Holder or LX2024-Barndoor), LumeLEX® 2044, LumeLEX 2048	LSI does not recommend using dichroic color filters with lamps or fixtures that have beam spreads greater than 40° because a secondary color aura is created by the wide angular transmitted wavelengths that are different than the desired color wavelength.	2003	Hot Pink	11
A	3 1/2"	LumeLEX® 2060, SSL230, SSLCX30, SSLGR30CL, SSLGR36	Since there is mainly transmission and reflection of the color wavelengths by the dichroic filter and very little absorption, the dichroic filter can be used with many high temperature lights that normally would not accept color filters.	2004	Pale Pink	55
B	4 1/4"	LumeLEX® MAR-L		2010	Deep Magenta	29
C	4 3/4"	LumeLEX® 2084, LumeLEX® 2088, SSL238, SSLCX36, SSLCX38, SSLGR38CL		2011	Lavender	24
				2012	Vivid Magenta	31
				2013	Lavender Accent	48
				2014	Lilac	37
				2015	Purple Fusion	12
				2020	Sky Blue	39
				2021	Sea Blue	39
				2022	Cyan	33
				2023	Light Blue Green	30
				2024	Primary Blue	24
				2025	Medium Red Blue	15
				2026	Deep Purple	16
				2027	Peacock Blue	53
				2028	Mediterranean Blue	20
				2029	Boost Blue	51
				2040	Light Yellow Green	64
				2041	Fern Green	47
				2042	Turquoise	35
				2043	Primary Green	31
				2044	Industrial Green	64
				2050	Yellow	80
				2051	Amber	71
				2052	Amber Blush	38
				2053	Bastard Amber	71
				2054	Goldenrod	63
				2055	Bright Straw	56
				2060	Medium Orange	51
				2061	Orange	44
				2070	Flame Red	27
				2071	Primary Red	25