

LX2047 • 120/277V • LED • TUNABLE WHITE 18MM CONTROLTrack COMPATIBLE



Remote phosphor technology produces high quality, high output light with a consistent, even field for the most demanding applications of museum and retail accent lighting.

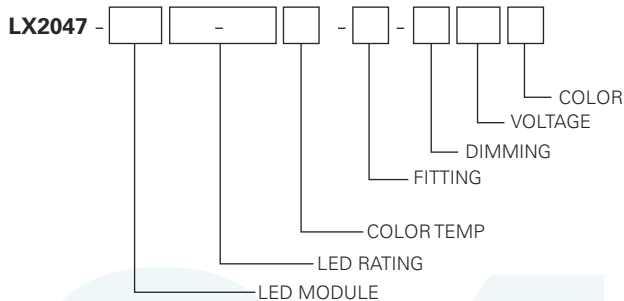
- Designed for a Tunable White LED module up to 22 Watts
- Extremely tight color consistency: 3 MacAdam Ellipses
- System efficiency up to 54 lumens/watt
- Tested to LM79 and LM80 Protocols
- 55,000 hour life to 70% lumen output, L70 at 95°F max ambient
- 2 Zone 0-10V Controls allow for dimming on Zone 1 and CCT controls on Zone 2
- DMX compatible with dimming below 1%
- Specular asymmetric reflector included
- Broad coverage for a seamless wash of light
- Gel holder and spread gel included
- Tunable White from 2700K to 6500K
- Color Rendering Index (CRI) of 92 min.
- No UV or IR emissions; no mercury or lead
- On/off safety switch (on CONTROLTrack fitting)
- Sturdy aluminum housing
- Vertical and horizontal allen key wrench locking
- Finishes: LSI Black, White, and Silver
- Fixture weight: 3.5 lbs
- All modules are field replaceable

FIXTURE PART NUMBERS

Please review the **ORDERING INFORMATION** section on the next page as well as the **MOUNTING OPTIONS** on page 3 to create a part number for each fixture that specifies the following:

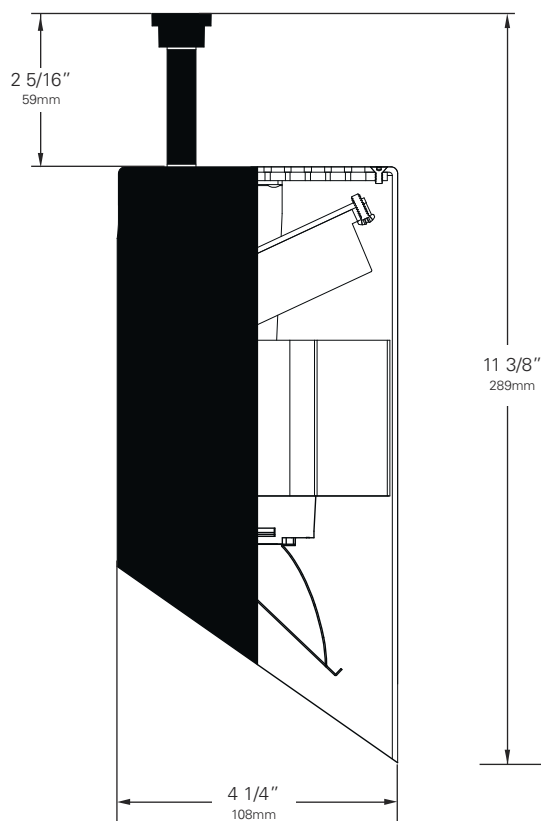
- LED Module
- LED Rating
- Color Temperature
- Fitting/Controls (Dimming)
- Voltage
- Finish

PART NUMBER



Example Part Number: **LX2047-B1820-92TW-CT3-DX120W** is a fixture with a Tunable White LED module, 2000 Lumen/92 CRI/22 Watt LED rating, Tunable White 2700K-6500K Color Temperature, CT3 CONTROLTrack fitting with DMX Address knobs and DMX compatible control gear, 120V and a White finish.

LX2047 • 120/277V • LED • TUNABLE WHITE 18MM CONTROLTrack COMPATIBLE



TUNABLE WHITE 18MM ORDERING INFORMATION

Base Fixture Model

LX2047-B18 (Tunable White 18mm)

LED Rating (Lumens/CRI/Wattage)

20-92 = 2000/92/22

Color Temperature

TW= 2700K to 6500K

Fitting/Controls (Dimming)

CT2-10 = CONTROLTrack Fitting & 0-10V (<1%)

CT3-DX = CONTROLTrack Fitting & DMX (<1%)

Voltage

120 = 120V 230 = 220-240V 277 = 277V

Finish

B = Black W = White S = Silver

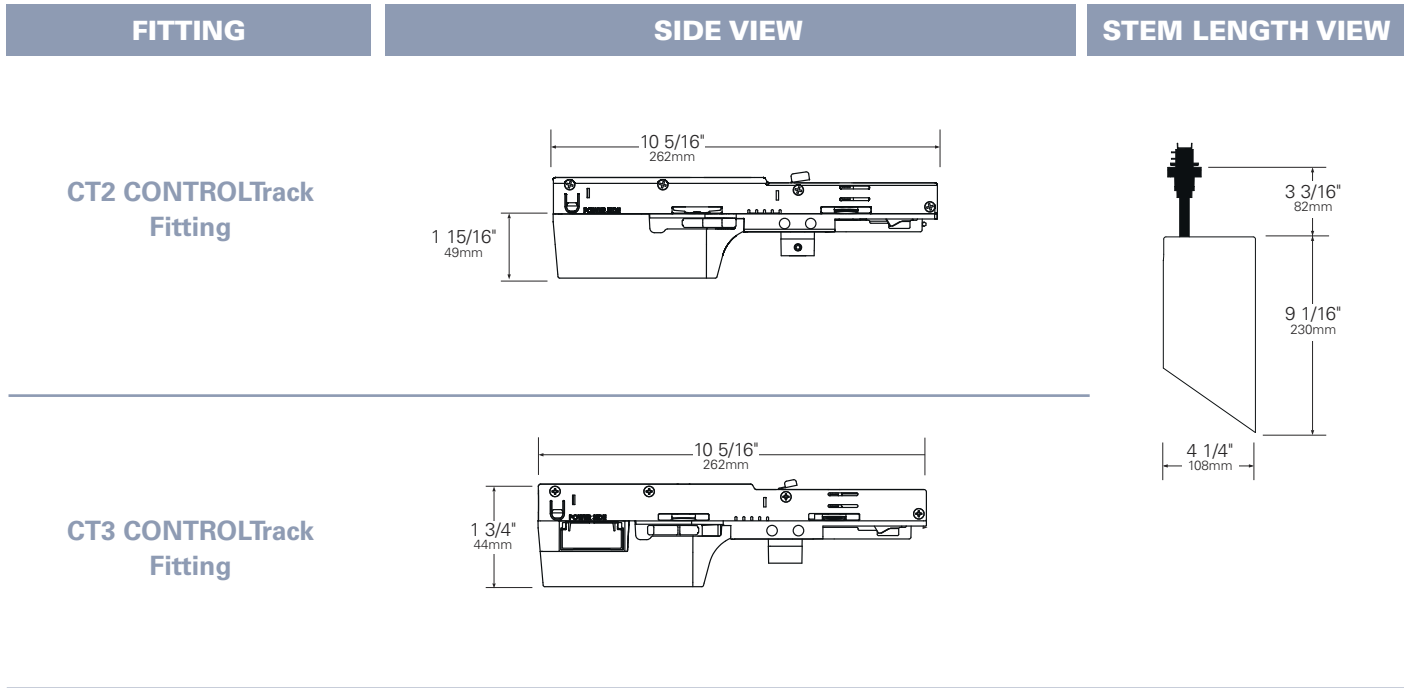
Example Part Number:

LX2047-B18	20-92	TW	CT3-DX	120	W
<small>FIXTURE MODEL</small>	<small>LED RATING</small>	<small>COLOR TEMP</small>	<small>FITTING/DIMMING</small>	<small>VOLTAGE</small>	<small>FINISH</small>

Other Options (Consult Factory):

- Custom Stems, Specify length (4" – 48")
- Custom color, RAL palette

LX2047 • MOUNTING OPTIONS



LX2047 • PERFORMANCE

Delivered Lumens	
LED Module	Optic (Reflector)
Lumens/CRI/Wattage	ASYM.
2000/92/22	1195

Efficiency = Lumens Per Watt	
LED Module	Optic (Reflector)
Lumens/CRI/Wattage	ASYM.
2000/92/22	54

Absolute range of values are +/- 10% of typical value, and are for all color temperatures

LED Rating Lumens/CRI/Wattage SKU Code	2000/92/22 20-92
Nominal Fixture Power (+/- 20%), Watts	22
Maximum Inrush Current Amps	10
Minimum Power Factor	0.92

Inrush current is instantaneous current drawn by the LED only when fixture is initially powered on or instantaneously changed from full dim to full bright. For more details see Dimming Application Sheet, IS-0119.

LX2047 • PHOTOMETRIC DATA

For all charts on this page:

A. 3' from wall, 3' on center

B. 4' from wall, 4' on center

Lumen Package 20-92

Source Lumens

CRI

2000

92

LX2047 PHOTOMETRIC DATA

DISTANCE FROM CEILING	Unit aimed 5' 3" up wall				Unit aimed 5' 3" up wall				
	A				B				
	1'	2'	1'	2'	1'	2'	3'	1'	2'
12'	43	39	39	43	26	25	23	25	26
11'	45	42	42	45	28	27	25	27	28
10'	45	42	42	45	24	25	25	25	24
9'	34	37	37	34	22	23	23	23	22
8'	30	31	31	30	20	21	21	21	20
7'	26	26	26	26	18	18	18	18	18
6'	22	22	22	22	16	16	16	16	16
5'	17	18	18	17	13	13	13	13	13
4'	14	14	14	14	11	11	11	11	11
3'	11	12	12	11	9	9	9	9	9
2'	10	10	10	10	8	8	8	8	8
1'	8	8	8	8	7	7	7	7	7

LX2047 • GELS

As the foremost innovator in accent lighting, LSI offers a complete range of pre-cut Gels to modify the spread and color of light for the LumeLEX LED Series.



LumeLEX® BEAM SOFTENER GELS

Size: LX2047 (3.25" x 3.38")	Beam Softener Gel
GEL-R101-WAL	Beam Softener (Light Frost)

LumeLEX® COLOR GELS

Size: WAL (76 mm diameter)	Gel Color	% of Light Transmission	Size: WAL (76 mm diameter)	Gel Color	% of Light Transmission
GEL-R2-WAL	Bastard Amber	78	GEL-R312-WAL	Canary	85
GEL-R7-WAL	Pale Yellow	96	GEL-R331-WAL	Shell Pink	68
GEL-R12-WAL	Straw	88	GEL-R383-WAL	Sapphire Blue	4
GEL-R13-WAL	Straw Tint	78	GEL-R397-WAL	Pale Grey	70
GEL-R14-WAL	Medium Straw	68	GEL-R2001-WAL	Storaro Red	12
GEL-R21-WAL	Golden Amber	43	GEL-R2004-WAL	Storaro Green	15
GEL-R25-WAL	Orange Red	14	GEL-R2009-WAL	Storaro Violet	3
GEL-R26-WAL	Light Red	12	GEL-R3202-WAL	Full Blue CTB	36
GEL-R27-WAL	Medium Red	4	GEL-R3204-WAL	Half Blue CTB	52
GEL-R57-WAL	Lavender	24	GEL-R3206-WAL	Third Blue CTB	64
GEL-R62-WAL	Booster Blue	54	GEL-R3216-WAL	Eighth Blue CTB (Boosts 3200K to 3300K)	81
GEL-R71-WAL	Sea Blue	30	GEL-R3318-WAL	Tough 1/8 Minusgreen	89
GEL-R72-WAL	Azure Blue	44	GEL-R3410-WAL	Roscosun (1/8 CTO) (Reduces 5500K to 4900K)	92
GEL-R91-WAL	Primary Green	7	GEL-R3441-WAL	Full Straw (CTS)	50
GEL-R97-WAL	Light Grey	50	GEL-R3443-WAL	Quarter Straw (1/4 CTS)	81
GEL-R98-WAL	Medium Grey	25	GEL-R4330-WAL	CalColor 30 Cyan	63
GEL-R101-WAL	Light Frost	N/A	GEL-R4415-WAL	CalColor 15 Green	67
GEL-R104-WAL	Tough Silk	N/A	GEL-R4490-WAL	CalColor 90 Green	25
GEL-R119-WAL	Lt. Hamburg Frost	N/A	GEL-R4860-WAL	CalColor 60 Pink	46
GEL-R121-WAL	Blue Diffusion	N/A	GEL-R4890-WAL	CalColor 90 Pink	38
GEL-R305-WAL	Rose Gold	75	GEL-R4930-WAL	CalColor 30 Lavender	47

LSI ROSCO GEL CCT CONVERSION CHART FROM 3000K

Type	ROSCO #	ROSCO Description	Resulting CCT
Amber Filters Lower CCT	3420	Roscosun Double CTO	1531
	3407	Roscosun CTO	1999
	3401	Roscosun 85	2154
	3411	Roscosun 3/4 CTO	2154
	3408	Roscosun 1/2 CTO	2414
	3409	Roscosun 1/4 CTO	2664
	3410	Roscosun 1/8 CTO	2830
	3114	UV Filter	2930
Blue Filters Raise CCT	3220	Double Blue CTB	N/A
	3202	Full Blue CTB	4942
	3203	Three-Quarter Blue CTB	4286
	3204	Half Blue CTB	3769
	3206	Third Blue CTB	3517
	3208	Quarter Blue CTB	3297
	3216	Eighth Blue CTB	3112