

# BPM SERIES • 120/277V • LED • CONTROL



The miniature BPM series is a professional grade high output LED instrument with features such as 360 degree gate rotation, true "E" size gobo projection, 3 plane cool touch shutters and easily changed zoom lenses (narrow and wide).

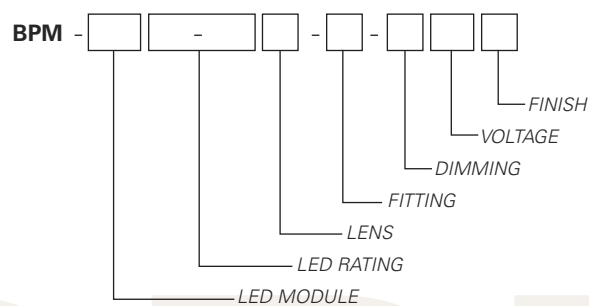
- 36,300 hour life to 70% lumen output, L70 at 95° max ambient
- Ideal for medium throw applications up to 20 feet
- Accepts industry standard, size "E" Gobo or custom projection patterns
- Fully rotatable lens barrel for easy image alignment
- Can be configured for use on 120, 230, or 277V systems
- Four cool-touch framing shutters on 3 planes for creating unlimited variations of geometric shapes, including true triangles
- Vertical and horizontal tool-less locking
- On/off safety switch (on most mounting types)
- Lexan track fitting with integral electronic driver compatible with reverse phase (ELV compatible) dimmers down to 5%
- Integral drop-in accessory cartridge accepts dichroic color filters and accessories (Industry size E; LSI size BPM)
- Locking zoom lens produces smooth, continuous change of beam size (Choose narrow beam or wide beam lens) 20° through 60°
- Spring loaded front accessory holder for gel media
- Finishes: LSI Black, White, and Silver
- Fixture weight: 3.5 lbs.

## FIXTURE PART NUMBERS

Please review the **ORDERING INFORMATION** section on the next page as well as the **MOUNTING OPTIONS** on page 3 to create a part number for each fixture that specifies the following:

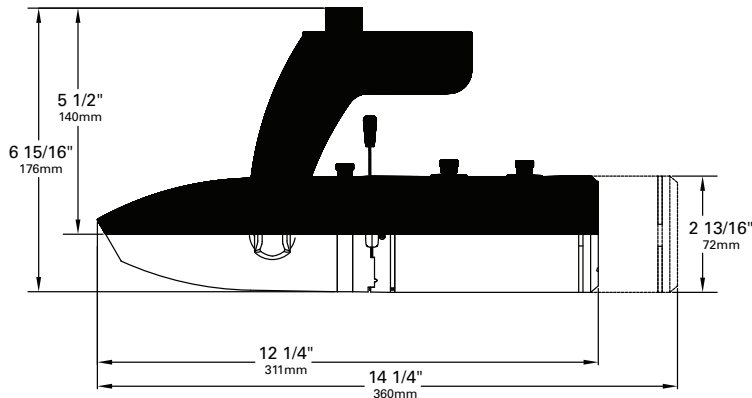
- LED Module
- LED Rating
- Lens
- Fitting (Mounting Option)
- Dimming
- Voltage
- Finish

### PART NUMBER



Example Part Number: **BPM-C0615-9030W-CT3-DX120W** is a fixture with a COB LED module, 1500 Lumen/90 CRI/ 3000°K Color Temperature/19 Watt LED rating, Wide Angle Lens Assembly, CT3 CONTROLTrack fitting with DMX Address knobs and DMX compatible control gear, 120V and a Black finish.

# BPM SERIES • 120/277V • LED • CONTROL



## ACCESSORIES



### Lens System BPMNL, BPMWL

Additional Narrow Beam Zoom Lens Assembly for precise adjusting of beam size.

**BPMNL** range: 20°-31° (Length: 14-1/4")

**BPMWL** range: 36°-60° (Length: 12-1/4")

### Other accessories:

- Glass Dichroic Color Filters **BPM**
- Color and Spread Gels **BPMFR**

## ORDERING INFORMATION

### Base Fixture Model

- BPM-C06 (COB 6mm)

### LED Rating (Lumens/CRI//Color Temperature/Wattage)

- 17-8027 = 1725/80/2700K/19
- 15-9027 = 1500/90/2700K/19
- 18-8030 = 1856/80/3000K/19
- 15-9030 = 1500/90/3000K/19

Consult factory for other color temperatures

Choose the alpha code to designate the desired

### Lens Assembly

- (N)** for Narrow Angle (20°-31°)
- (W)** for Wide Angle (36°-60°)

### Select your Fitting/Controls (Dimming)

- CT1-10 = CONTROLTrack Fitting & 0-10V (10%)
- CT3-DX = CONTROLTrack Fitting & DMX (<1%)

### Voltage

- 120 = 120V
- 230 = 220-240V
- 277 = 277V

### Finish

- B = Black
- W = White
- S = Silver

**BPM** - **C06** **15-9030** **W** - **CT3-DX** **120** **B**  
FIXTURE LED MODULE LED RATING LENS FITTING/DIMMING VOLTAGE FINISH

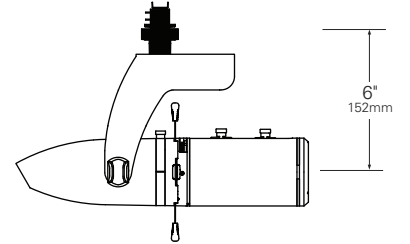
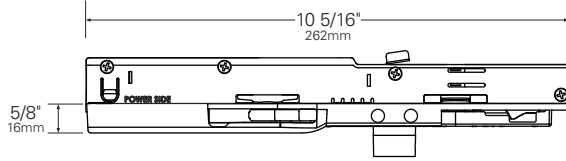
# BPM SERIES • MOUNTING OPTIONS • CONTROL

**FITTING**

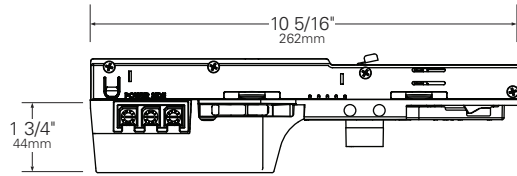
**SIDE VIEW**

**PROFILE VIEW**

**CT1 CONTROLTrack  
Fitting**

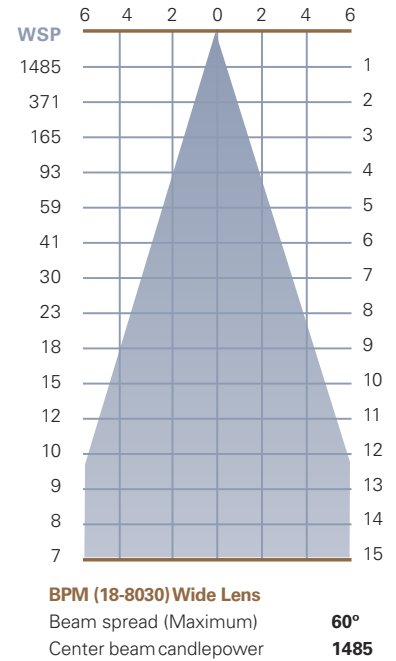
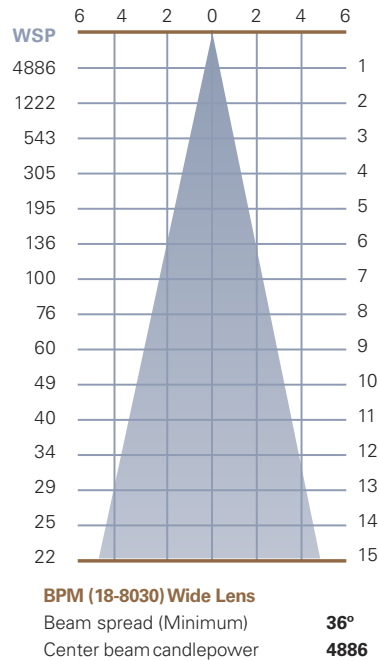
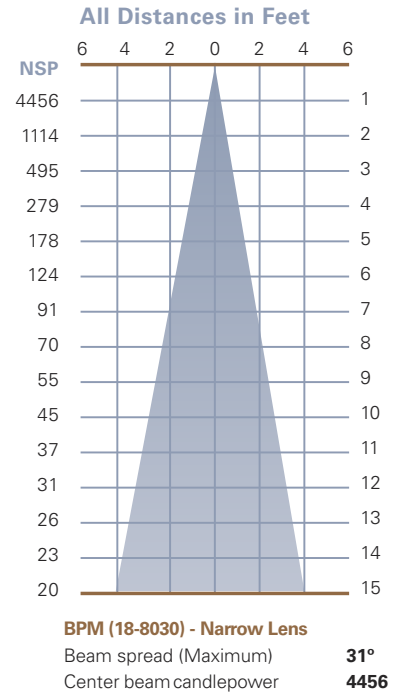
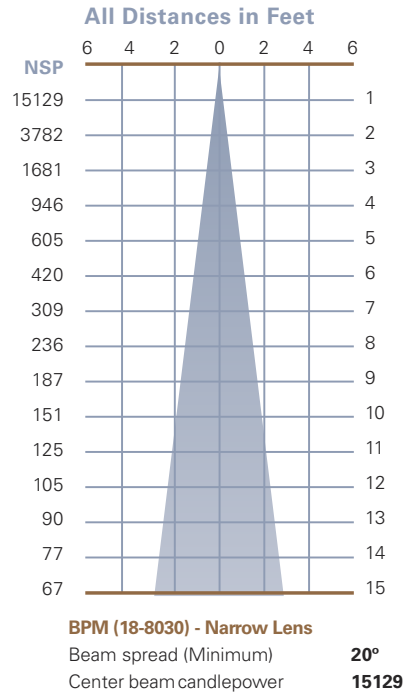


**CT3 CONTROLTrack  
Fitting**



# BPM SERIES • PHOTOMETRIC DATA

All Max. Footcandles at 0° Beam Axis



# BPM SERIES • ACCESSORIES



## LENS SYSTEMS

Additional Narrow Beam Zoom Lens Assembly for precise adjusting of beam size.

**BPMNL** range: 20°-31°  
(Length: 14-1/4")

**BPMWL** range: 36°-60°  
(Length: 12-1/4")

**For custom GOBOS, please contact:**

**ROSCO:** [www.rosco.com](http://www.rosco.com)

**GAM:** [www.gamonline.com](http://www.gamonline.com)

**APOLLO:** [www.apollodesign.net/gobos](http://www.apollodesign.net/gobos)

**Size E Gobo (37.5mm OD x 28mm Image)**

# BPM SERIES • GELS

As the foremost innovator in accent lighting, LSI offers a complete range of pre-cut Gels to modify the spread and color of light.



## BPM SPREAD GELS

Size: BPMFR (37.5mm Diameter)	Spread Gel
GEL-L1-BPMFR	1° Spread Gel
GEL-L5-BPMFR	5° Spread Gel
GEL-L10-BPMFR	10° Spread Gel
GEL-L20-BPMFR	20° Spread Gel
GEL-L30-BPMFR	30° Spread Gel
GEL-L40-BPMFR	40° Spread Gel
GEL-L60-BPMFR	60° Spread Gel
GEL-L80-BPMFR	80° Spread Gel
GEL-L30B5-BPMFR	30° by 5° Spread Gel
GEL-L40B2-BPMFR	40° by 0.2° Spread Gel
GEL-L60B1-BPMFR	60° by 1° Spread Gel
GEL-L60B10-BPMFR	60° by 10° Spread Gel
GEL-L75B45-BPMFR	75° by 45° Spread Gel
GEL-L90B60-BPMFR	90° by 60° Spread Gel
GEL-R101-BPMFR	Beam Softener

## BPM COLOR GELS


Size: BPMFR (37.5mm Diameter)	Gel Color	Size: BPMFR (37.5mm Diameter)	Gel Color
GEL-R2-BPMFR	Bastard Amber	GEL-R312-BPMFR	Canary
GEL-R7-BPMFR	Pale Yellow	GEL-R3204-BPMFR	Half Blue
GEL-R12-BPMFR	Straw	GEL-R331-BPMFR	Shell Pink
GEL-R13-BPMFR	Straw Tint	GEL-R383-BPMFR	Sapphire Blue
GEL-R14-BPMFR	Medium Straw	GEL-R397-BPMFR	Pale Grey
GEL-R21-BPMFR	Golden Amber	GEL-R2001-BPMFR	Storaro Red
GEL-R25-BPMFR	Orange Red	GEL-R2004-BPMFR	Storaro Green
GEL-R26-BPMFR	Light Red	GEL-R2009-BPMFR	Storaro Violet
GEL-R27-BPMFR	Medium Red	GEL-R3202-BPMFR	Full Blue
GEL-R57-BPMFR	Lavender	GEL-R3206-BPMFR	Third Blue
GEL-R62-BPMFR	Booster Blue	GEL-R3216-BPMFR	Eighth Blue (Boosts 3200K to 3300K)
GEL-R71-BPMFR	Sea Blue	GEL-R3318-BPMFR	Tough 1/8 Minusgreen
GEL-R72-BPMFR	Azure Blue	GEL-R3410-BPMFR	Roscosun (1/8 CTO) (Reduces 5500K to 4900K)
GEL-R91-BPMFR	Primary Green	GEL-R3441-BPMFR	Full Straw (CTS)
GEL-R97-BPMFR	Light Grey	GEL-R3443-BPMFR	Quarter Straw (CTS)
GEL-R98-BPMFR	Medium Grey	GEL-R4330-BPMFR	CalColor 30 Cyan
GEL-R101-BPMFR	Light Frost	GEL-R4415-BPMFR	CalColor 15 Green
GEL-R104-BPMFR	Tough Silk	GEL-R4490-BPMFR	CalColor 90 Green
GEL-R119-BPMFR	Lt. Hamburg Frost	GEL-R4860-BPMFR	CalColor 60 Pink
GEL-R121-BPMFR	Blue Diffusion	GEL-R4890-BPMFR	CalColor 90 Pink
GEL-R305-BPMFR	Rose Gold	GEL-R4930-BPMFR	CalColor 30 Lavender

# BPM SERIES • COLOR MEDIA

## DICHROIC COLOR FILTERS

In addition to our complete line of glass color filters, LSI now offers dichroic glass color filters that achieve purer, more saturated, richer color by selective wavelength transmission. Since these filters reflect rather than absorb the unwanted color wavelengths, a higher intensity of colored light can be obtained with fewer or lower wattage fixtures. In addition, this selective transmission allows for very accurate color matching from filter to filter.

All standard LSI filter sizes are available in a wide palette of well chosen dichroic colors that can be used with all LSI fixtures that accept accessories.



Size	Diameter	LSI Fixture Series	Technical Data	No.	Color	% of Light Transmission
BPM (Industry size E)	37.5mm (1 1/2")	BPM	<p><b>Technical Data</b></p> <p>Dichroic color filters are created in a vacuum chamber by multi-layer vapor deposits of different minerals onto low expansion, chemically resistant Borosilicate glass.</p> <p>Deposits are made in alternating layers of varying microscopic thickness which allow very narrow color wavelengths to be selectively transmitted and all other wavelengths to be reflected.</p> <p>LSI does not recommend using dichroic color filters with lamps or fixtures that have beam spreads greater than 40° because a secondary color aura is created by the wide angular transmitted wavelengths that are different than the desired color wavelength.</p> <p>Since there is mainly transmission and reflection of the color wavelengths by the dichroic filter and very little absorption, the dichroic filter can be used with many high temperature lights that normally would not accept color filters.</p>			
				<b>2001</b>	Light Pink	69
				<b>2002</b>	Medium Pink	43
				<b>2003</b>	Hot Pink	11
				<b>2004</b>	Pale Pink	55
				<b>2010</b>	Deep Magenta	29
				<b>2011</b>	Lavender	24
				<b>2012</b>	Vivid Magenta	31
				<b>2013</b>	Lavender Accent	48
				<b>2014</b>	Lilac	37
				<b>2015</b>	Purple Fusion	12
				<b>2020</b>	Sky Blue	39
				<b>2021</b>	Sea Blue	39
				<b>2022</b>	Cyan	33
				<b>2023</b>	Light Blue Green	30
				<b>2024</b>	Primary Blue	24
				<b>2025</b>	Medium Red Blue	15
				<b>2026</b>	Deep Purple	16
				<b>2027</b>	Peacock Blue	53
				<b>2028</b>	Mediterranean Blue	20
				<b>2029</b>	Boost Blue	51
				<b>2040</b>	Light Yellow Green	64
				<b>2041</b>	Fern Green	47
				<b>2042</b>	Turquoise	35
				<b>2043</b>	Primary Green	31
				<b>2044</b>	Industrial Green	64
				<b>2050</b>	Yellow	80
				<b>2051</b>	Amber	71
				<b>2052</b>	Amber Blush	38
				<b>2053</b>	Bastard Amber	71
				<b>2054</b>	Goldenrod	63
				<b>2055</b>	Bright Straw	56
				<b>2060</b>	Medium Orange	51
				<b>2061</b>	Orange	44
				<b>2070</b>	Flame Red	27
				<b>2071</b>	Primary Red	25