

BPM SERIES • 120/277V • LED



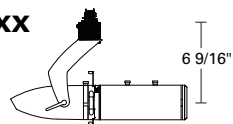
The miniature BPM series is a professional grade high output LED instrument with features such as 360 degree gate rotation, true "E" size gobo projection, 3 plane cool touch shutters and easily changed zoom lenses (narrow and wide).

- 36,300 hour life to 70% lumen output, L70 at 95° max ambient
- Ideal for medium throw applications up to 20 feet
- Accepts industry standard, size "E" Gobo or custom projection patterns
- Fully rotatable lens barrel for easy image alignment
- Can be configured for use on 120, 230, or 277V systems
- Four cool-touch framing shutters on 3 planes for creating unlimited variations of geometric shapes, including true triangles
- Vertical and horizontal tool-less locking
- On/off safety switch (on most mounting types)
- Lexan track fitting with integral electronic driver compatible with reverse phase (ELV compatible) dimmers down to 5%
- Integral drop-in accessory cartridge accepts dichroic color filters and accessories (Industry size E; LSI size BPM)
- Locking zoom lens produces smooth, continuous change of beam size (Choose narrow beam or wide beam lens) 20° through 60°
- Spring loaded front accessory holder for gel media
- Finishes: LSI Black, White, and Silver
- Fixture weight: 3.5 lbs.

MOUNTING OPTIONS

BPM-C06XX-XXXXXX-00-XXXXXX

Lexan Fitting for 1 and 2 circuit LSI Track. With On/Off switch

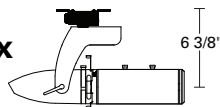


BPM-C06XX-XXXXXX-CTX-XXXXXX

Lexan Fitting for 1 and 2 circuit LSI CONTROLTrack. With On/Off switch

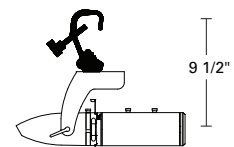
BPM-C06XX-XXXXXX-2G-XXXXXX

Universal fitting for Unistrut Systems and any screw or bolt-up applications. With switch, fuse, 6-foot 3-wire grounding cord and NEMA 5-15P plug.



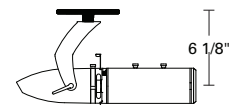
BPM-C06XX-XXXXXX-3G-XXXXXX

C-clamp for pipes from 5/8" to 2" O.D. With switch, fuse, 6-foot 3-wire grounding cord and NEMA 5-15P plug.



BPM-C06XX-XXXXXX-5A-XXXXXX

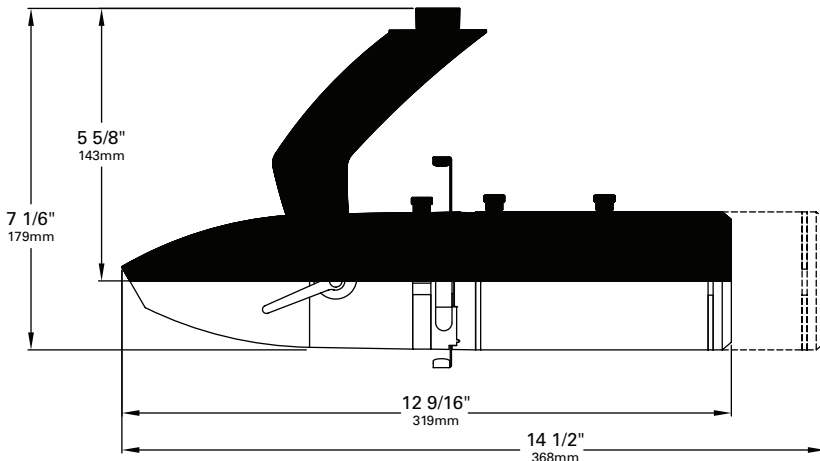
Canopy for permanent mounting on standard 4" octagonal junction boxes.



Other Options (Consult Factory):

- Custom color, RAL Palette

BPM SERIES • 120/277V • LED



ACCESSORIES



Lens System BPMNL, BPMWL

Additional Narrow Beam Zoom Lens Assembly for precise adjusting of beam size.

BPMNL range: 20°-31°

BPMWL range: 36°-60°

Other accessories:

- Glass Color Filters BPM
- Color and Spread Gels BPM

ORDERING INFORMATION

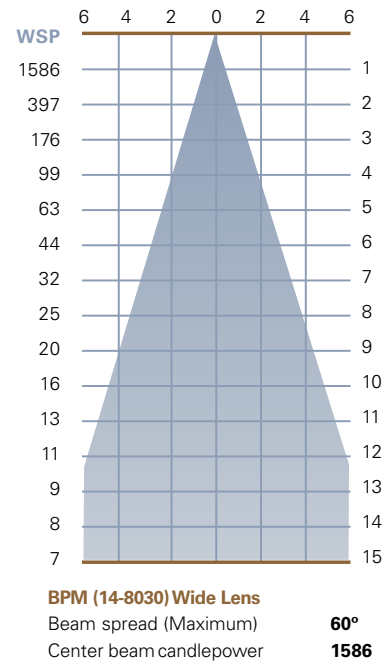
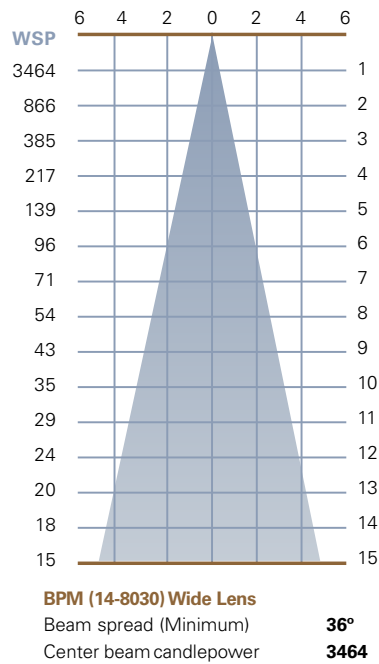
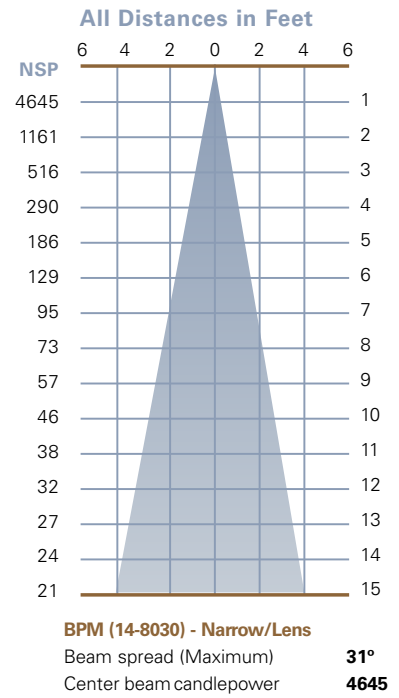
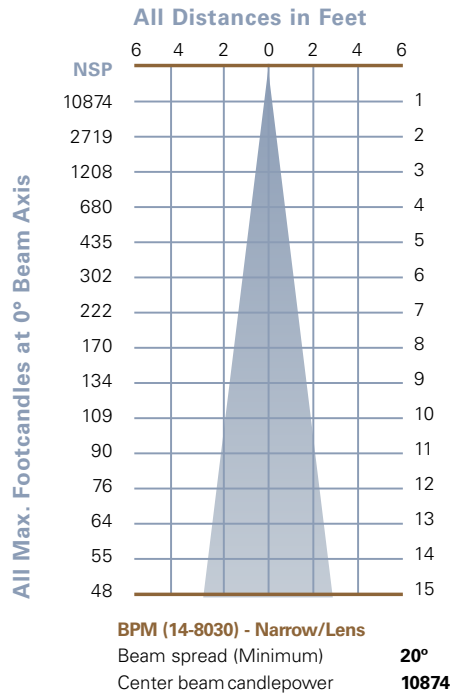
1. Choose the desired LED Module
(C06) for COB (6mm)
2. Choose the numeric code to designate the desired LED Rating
Lumens/CRI/Color Temperature/Wattage
(13-8027) for 1300/80/2700K/15
(10-9027) for 1000/90/2700K/15
(14-8030) for 1400/80/3000K/15
(11-9030) for 1100/90/3000K/15
Consult Factory for other color temperatures.
3. Choose the alpha code to designate the desired
Lens Assembly
(N) for Narrow Angle (20°-31°)
(W) for Wide Angle (36°-60°)
(Z) for No Lens (BPM unit less lens)
4. Select your **Fitting/Controls (Dimming)**
CT1-10 = CONTROLTrack Fitting & 0-10V (10%)
CT3-DX = CONTROLTrack Fitting & DMX (<1%)
00-TE = Track Fitting & Trailing Edge (5%)
00-LE = Track Fitting & Leading Edge (5%)
0E-ED = Track Fitting with Integral Dimming (10%)
2G-TE = Universal Fitting & Trailing Edge (5%)
2G-LE = Universal Fitting & Leading Edge (5%)
3G-TE = Pipe Clamp Fitting & Trailing Edge (5%)
3G-LE = Pipe Clamp Fitting & Leading Edge (5%)
5A-TE = Canopy Fitting & Trailing Edge (5%)
5A-LE = Canopy Fitting & Leading Edge (5%)
5A-ED = Canopy Fitting & Integral Dimming (10%)
5A-10 = Canopy Fitting & 0-10V (10%)
5. Choose other fixture Options:
Coiled Cord is available with **2G** and **3G** mounting options. Change **2G** to **2C** and **3G** to **3C**. (When a coiled cord is not specified, a straight cord is provided.)
6. Choose the desired **Voltage**:
(120) for 120V
(230) for 220-240V
(277) for 277V
7. Choose a **Finish** for your fixture:
Black **(B)** White **(W)** Silver **(S)**

Example:

BPM - C06 11-9030 W - CT3-DX 120 B
FIXTURE LED MODULE LED RATING LENS FITTING/DIMMING VOLTAGE FINISH

8. Don't forget your Accessories!

BPM SERIES • PHOTOMETRIC DATA



BPM SERIES • ACCESSORIES



LENS SYSTEMS

Additional Narrow Beam Zoom Lens Assembly for precise adjusting of beam size.

BPMNL range: 20°-31°

BPMWL range: 36°-60°

For custom GOBOS, please contact:

ROSCO: www.rosco.com

GAM: www.gamonline.com

APOLLO: www.apollodesign.net/gobos

Size E Gobo (37.5mm OD x 28mm Image)

BPM SERIES • GELS

As the foremost innovator in accent lighting, LSI offers a complete range of pre-cut Gels to modify the spread and color of light.



BPM SPREAD GELS

Size: BPM (37.5mm Diameter)	Spread Gel
GEL-L1-BPM	1° Spread Gel
GEL-L5-BPM	5° Spread Gel
GEL-L10-BPM	10° Spread Gel
GEL-L20-BPM	20° Spread Gel
GEL-L30-BPM	30° Spread Gel
GEL-L40-BPM	40° Spread Gel
GEL-L60-BPM	60° Spread Gel
GEL-L80-BPM	80° Spread Gel
GEL-L30B5-BPM	30° by 5° Spread Gel
GEL-L40B2-BPM	40° by 0.2° Spread Gel
GEL-L60B1-BPM	60° by 1° Spread Gel
GEL-L60B10-BPM	60° by 10° Spread Gel
GEL-L75B45-BPM	75° by 45° Spread Gel
GEL-L90B60-BPM	90° by 60° Spread Gel
GEL-R101-BPM	Beam Softener

BPM COLOR GELS


Size: BPM (37.5mm Diameter)	Gel Color	Size: BPM (37.5mm Diameter)	Gel Color
GEL-R2-BPM	Bastard Amber	GEL-R312-BPM	Canary
GEL-R7-BPM	Pale Yellow	GEL-R3204-BPM	Half Blue
GEL-R12-BPM	Straw	GEL-R331-BPM	Shell Pink
GEL-R13-BPM	Straw Tint	GEL-R383-BPM	Sapphire Blue
GEL-R14-BPM	Medium Straw	GEL-R397-BPM	Pale Grey
GEL-R21-BPM	Golden Amber	GEL-R2001-BPM	Storaro Red
GEL-R25-BPM	Orange Red	GEL-R2004-BPM	Storaro Green
GEL-R26-BPM	Light Red	GEL-R2009-BPM	Storaro Violet
GEL-R27-BPM	Medium Red	GEL-R3202-BPM	Full Blue
GEL-R57-BPM	Lavender	GEL-R3206-BPM	Third Blue
GEL-R62-BPM	Booster Blue	GEL-R3216-BPM	Eighth Blue (Boosts 3200K to 3300K)
GEL-R71-BPM	Sea Blue	GEL-R3318-BPM	Tough 1/8 Minusgreen
GEL-R72-BPM	Azure Blue	GEL-R3410-BPM	Roscosun (1/8 CTO) (Reduces 5500K to 4900K)
GEL-R91-BPM	Primary Green	GEL-R3441-BPM	Full Straw (CTS)
GEL-R97-BPM	Light Grey	GEL-R3443-BPM	Quarter Straw (CTS)
GEL-R98-BPM	Medium Grey	GEL-R4330-BPM	CalColor 30 Cyan
GEL-R101-BPM	Light Frost	GEL-R4415-BPM	CalColor 15 Green
GEL-R104-BPM	Tough Silk	GEL-R4490-BPM	CalColor 90 Green
GEL-R119-BPM	Lt. Hamburg Frost	GEL-R4860-BPM	CalColor 60 Pink
GEL-R121-BPM	Blue Diffusion	GEL-R4890-BPM	CalColor 90 Pink
GEL-R305-BPM	Rose Gold	GEL-R4930-BPM	CalColor 30 Lavender

BPM SERIES • COLOR MEDIA

DICHROIC COLOR FILTERS

In addition to our complete line of glass color filters, LSI now offers dichroic glass color filters that achieve purer, more saturated, richer color by selective wavelength transmission. Since these filters reflect rather than absorb the unwanted color wavelengths, a higher intensity of colored light can be obtained with fewer or lower wattage fixtures. In addition, this selective transmission allows for very accurate color matching from filter to filter.

All standard LSI filter sizes are available in a wide palette of well chosen dichroic colors that can be used with all LSI fixtures that accept accessories.



Size Series	Diameter	LSI Fixture	Technical Data	No.	Color	% of Light Transmission
BPM (Industry size E)	37.5mm (1 1/2")	BPM	<p>Dichroic color filters are created in a vacuum chamber by multi-layer vapor deposits of different minerals onto low expansion, chemically resistant Borosilicate glass.</p> <p>Deposits are made in alternating layers of varying microscopic thickness which allow very narrow color wavelengths to be selectively transmitted and all other wavelengths to be reflected.</p> <p>LSI does not recommend using dichroic color filters with lamps or fixtures that have beam spreads greater than 40° because a secondary color aura is created by the wide angular transmitted wavelengths that are different than the desired color wavelength.</p> <p>Since there is mainly transmission and reflection of the color wavelengths by the dichroic filter and very little absorption, the dichroic filter can be used with many high temperature lights that normally would not accept color filters.</p>			
				2001	Light Pink	69
				2002	Medium Pink	43
				2003	Hot Pink	11
				2004	Pale Pink	55
				2010	Deep Magenta	29
				2011	Lavender	24
				2012	Vivid Magenta	31
				2013	Lavender Accent	48
				2014	Lilac	37
				2015	Purple Fusion	12
				2020	Sky Blue	39
				2021	Sea Blue	39
				2022	Cyan	33
				2023	Light Blue Green	30
				2024	Primary Blue	24
				2025	Medium Red Blue	15
				2026	Deep Purple	16
				2027	Peacock Blue	53
				2028	Mediterranean Blue	20
				2029	Boost Blue	51
				2040	Light Yellow Green	64
				2041	Fern Green	47
				2042	Turquoise	35
				2043	Primary Green	31
				2044	Industrial Green	64
				2050	Yellow	80
				2051	Amber	71
				2052	Amber Blush	38
				2053	Bastard Amber	71
				2054	Goldenrod	63
				2055	Bright Straw	56
				2060	Medium Orange	51
				2061	Orange	44
				2070	Flame Red	27
				2071	Primary Red	25