



REPORT

3933 US ROUTE 11, CORTLAND, NEW YORK 13045

Project No. G102125122

Date: May 14, 2015

REPORT NO. 102125122CRT-001

TEST OF ONE INDOOR SPOT LIGHT WITH LX-M90-REF-CLR REFLECTOR

MODEL NO. LX2044-T1913-9827RR-FF-DDVVVC

LED MODEL NO. XICATO XTM19953013CCA

DRIVER MODEL NO. M18-U24-0700-XP

RENDERED TO:

LIGHTING SERVICES INC

2 HOLT DRIVE

STONY POINT, NY 10980

TESTS: Electrical and Photometric tests as required to the IESNA test standard.

STATEMENT OF LIMITATION: This report must not be used by the client to claim product certification, approval, or endorsement by NVLAP, NIST, or any agency of the federal government.

AUTHORIZATION The testing performed was authorized by signed quote number 500597082.

STANARDS USED:

IESNA LM-79 - 2008: Electrical and Photometric Measurements of Solid State Lighting

DESCRIPTION OF SAMPLE: The client submitted one production sample of model number LX2044-T1913-9827RR-FF-DDVVVC. The sample was received by Intertek on May 7, 2015 in undamaged condition and one sample was tested as received. The sample designation was CRT1505071059-001-001.

DATE OF TESTS: May 14, 2015

This report is for the exclusive use of Intertek's Client and is provided pursuant to the agreement between Intertek and its Client. Intertek's responsibility and liability are limited to the terms and conditions of the agreement. Intertek assumes no liability to any party, other than to the Client in accordance with the agreement, for any loss, expense or damage occasioned by the use of this report. Only the Client is authorized to copy or distribute this report and then only in its entirety. Any use of the Intertek name or one of its marks for the sale or advertisement of the tested material, product or service must first be approved in writing by Intertek. The observations and test results in this report are relevant only to the sample tested. This report by itself does not imply that the material, product, or service is or has ever been under an Intertek certification program.

SUMMARY:

MODEL NO. LX2044-T1913-9827RR-FF-DDVVVC
DESCRIPTION: Indoor Spot Light with LX-M90-REF-CLR Reflector

Criteria	Results
Light Output (Lumens)	1124
Total Power (W)	18.08
Lumen Efficacy (Lm/W)	62.2
Power Factor ()	0.991

EQUIPMENT LIST

Equipment Used	Model No.	Control No.	Last Cal.	Cal. Due
LSI High Speed Mirror Goniometer	6440	---	5/11/2015	6/11/2015
Elgar Power Supply	CW1251	---	VBU	VBU
Yokogawa Power Analyzer	WT210	E464	4/20/2015	4/20/2016
ExTech Hygro Thermometer	445703	T1357	12/10/2014	12/10/2015
Fisher Scientific Stopwatch	14-649-9	N1405	8/25/2014	8/25/2015
M-D Building Products Digital Level	Smart Tool	L112	3/25/2015	3/25/2016

TEST METHODS:

Seasoning in Sample Orientation – LED Products

No seasoning was performed in accordance with IESNA LM-79.

Photometric and Electrical measurements – Distribution Method

A LSI Type C High Speed Model 6440 Mirror Goniometer was used to measure the intensity (candelas) at each angle of distribution for the SSL sample.

Ambient temperature was measured equal to the height of the sample mounted on the goniometer equipment. The SSL sample was operated on the client provided driver at rated input volts in its designated orientation. The SSL sample was allowed to stabilize for at least thirty minutes before measurements were made. Stabilization procedures to LM-79 were followed. Electrical measurements including voltage, current, and power were measured using a power analyzer.

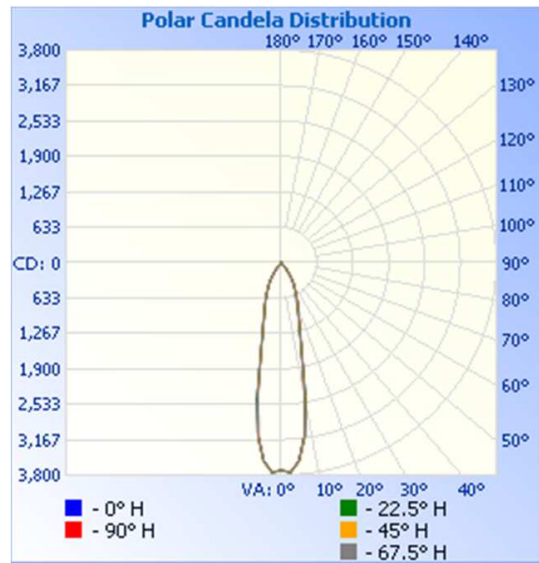
RESULTS:

Photometric and Electrical Measurements at Ambient Temperature (25°C +/- 1°C) – Distribution Method

Intertek Control No.	Base Orientation	Input Voltage (VAC)	Input Current (mA)	Input Power (W)	Input Power Factor ()	Light Output (Lumens)	Lumen Efficacy (lm/W)
CRT1505071059-001-001	Base Up	120.1	151.9	18.08	0.991	1124.0	62.16

Intensity (Candlepower) Summary at 25°C - Candelas

Angle	0	22.5	45	67.5	90
0	3716	3716	3716	3716	3716
5	3557	3564	3574	3564	3561
10	2481	2456	2429	2374	2360
15	1258	1262	1269	1278	1288
20	854	853	854	860	864
25	610	610	611	615	620
30	430	430	429	430	430
35	249	248	249	253	251
40	79	80	80	84	80
45	0	1	1	3	4
50	0	0	0	0	0
55	0	0	0	0	0
60	0	0	0	0	0
65	0	0	0	0	0
70	0	0	0	0	0
75	0	0	0	0	0
80	0	0	0	0	0
85	0	0	0	0	0
90	0	0	0	0	0

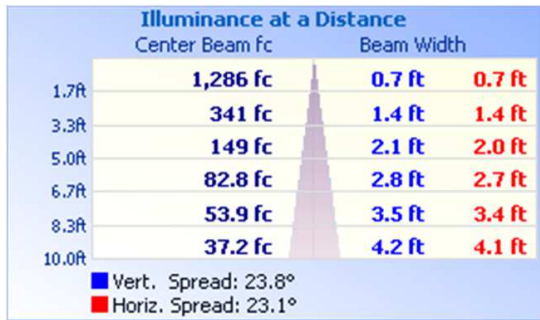


RESULTS:

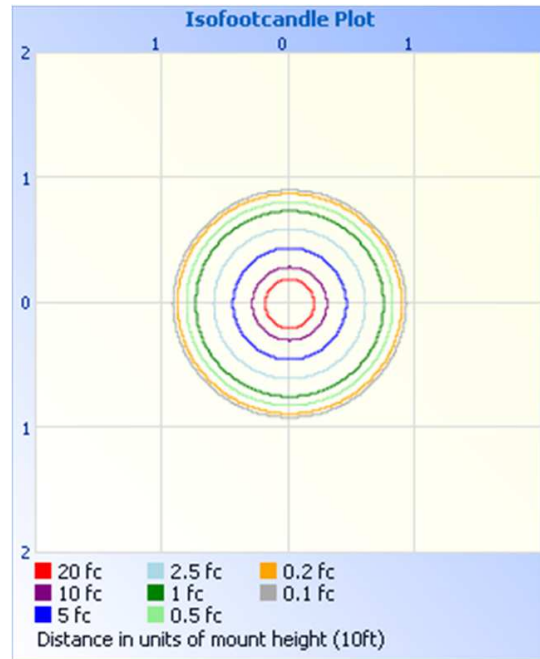
Illumination Plots

Mounting Height: 10 ft.

Illuminance - Cone of Light



Isoillumination Plot



Zonal Lumen Summary and Percentages at 25°C

Zone	Lumens	% Luminaire
0-30	958.0	85.3
0-40	1111.7	98.9
0-60	1123.5	100.0
60-90	0.0	0.0
70-100	0.0	0.0
90-120	0.0	0.0
0-90	1123.5	100.0
90-180	0.0	0.0
0-180	1123.5	100.0

Zonal Lumens and Percentages at 25°C

Zone	Lumens	% Luminaire
0-10	301.8	26.9
10-20	373.5	33.2
20-30	282.7	25.2
30-40	153.7	13.7
40-50	11.8	1.1
50-60	0.0	0.0
60-70	0.0	0.0
70-80	0.0	0.0
80-90	0.0	0.0

PRODUCT PICTURE:



CONCLUSION

The results tabulated in this report are representative of the actual test samples submitted for this report only. The data is provided to the client for further evaluation. Compliance to the referenced specification requirements was not determined in this report.

In Charge Of Tests:

Brittnie Stull
Project Engineer
Lighting Division

Report Reviewed By:

Jeffrey Davis
Engineering Supervisor
Lighting Division

Attachments: IES File - 1505071059-001-001