

# REPORT

3933 US ROUTE 11, CORTLAND, NEW YORK 13045

Project No. G102125122

Date: May 15, 2015

REPORT NO. 102125122CRT-009

TEST OF ONE INDOOR SPOT LIGHT WITH LX-M40-REF-B REFLECTOR

MODEL NO. LX2044-T1920-8327RR-FF-DDVVVC  
LED MODEL NO. XICATO XTM19802720CCA  
DRIVER MODEL NO. MAGTECH M28-U36-0700-XP

RENDERED TO:

LIGHTING SERVICES INC  
2 HOLT DRIVE  
STONY POINT, NY 10980

TESTS: Electrical and Photometric tests as required to the IESNA test standard.

STATEMENT OF LIMITATION: This report must not be used by the client to claim product certification, approval, or endorsement by NVLAP, NIST, or any agency of the federal government.

AUTHORIZATION The testing performed was authorized by signed quote number 500597082.

STANARDS USED:

IESNA LM-79 - 2008: Electrical and Photometric Measurements of Solid State Lighting

DESCRIPTION OF SAMPLE: The client submitted one production sample of model number LX2044-T1920-8327RR-FF-DDVVVC. The sample was received by Intertek on May 7, 2015 in undamaged condition and one sample was tested as received. The sample designation was CRT1505071059-001-002.

DATE OF TESTS: May 15, 2015



SUMMARY:

MODEL NO. LX2044-T1920-8327RR-FF-DDVVVC
DESCRIPTION: Indoor Spot Light with LX-M40-REF-B Reflector

Criteria	Results
Light Output (Lumens)	1171
Total Power (W)	21.81
Lumen Efficacy (Lm/W)	53.7
Power Factor ( )	0.992

EQUIPMENT LIST

Equipment Used	Model No.	Control No.	Last Cal.	Cal. Due
LSI High Speed Mirror Goniometer	6440	---	5/11/2015	6/11/2015
Elgar Power Supply	CW1251	---	VBU	VBU
Yokogawa Power Analyzer	WT210	E464	4/20/2015	4/20/2016
ExTech Hygro Thermometer	445703	T1357	12/10/2014	12/10/2015
Fisher Scientific Stopwatch	14-649-9	N1405	8/25/2014	8/25/2015
M-D Building Products Digital Level	Smart Tool	L112	3/25/2015	3/25/2016

TEST METHODS:

Seasoning in Sample Orientation – LED Products

No seasoning was performed in accordance with IESNA LM-79.

Photometric and Electrical measurements – Distribution Method

A LSI Type C High Speed Model 6440 Mirror Goniometer was used to measure the intensity (candelas) at each angle of distribution for the SSL sample.

Ambient temperature was measured equal to the height of the sample mounted on the goniometer equipment. The SSL sample was operated on the client provided driver at rated input volts in its designated orientation. The SSL sample was allowed to stabilize for at least thirty minutes before measurements were made. Stabilization procedures to LM-79 were followed. Electrical measurements including voltage, current, and power were measured using a power analyzer.

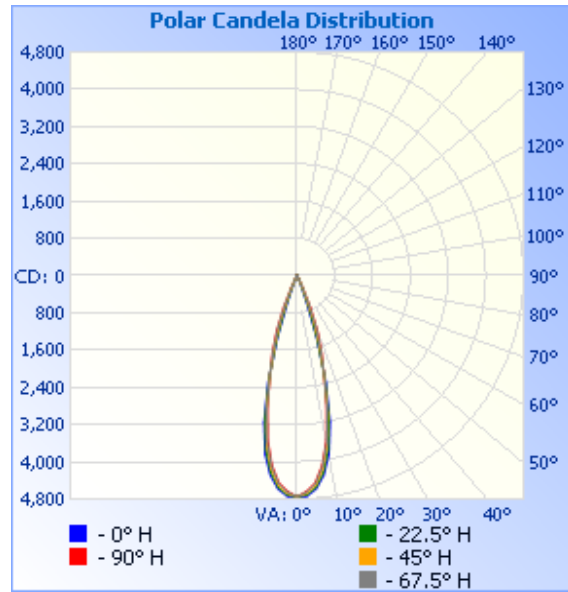
**RESULTS:**

Photometric and Electrical Measurements at Ambient Temperature (25°C +/- 1°C) – Distribution Method

Intertek Control No.	Base Orientation	Input Voltage (VAC)	Input Current (mA)	Input Power (W)	Input Power Factor ( )	Light Output (Lumens)	Lumen Efficacy (lm/W)
CRT1505071059-001-002	Base Up	120.1	183.1	21.81	0.992	1171.0	53.7

Intensity (Candlepower) Summary at 25°C - Candelas

Angle	0	22.5	45	67.5	90
0	4748	4748	4748	4748	4748
5	4606	4569	4523	4483	4457
10	3889	3797	3693	3625	3584
15	2353	2288	2235	2219	2217
20	556	750	997	1177	1270
25	98	120	178	252	300
30	35	40	52	61	63
35	21	22	25	27	27
40	15	15	18	19	18
45	11	11	12	13	12
50	6	7	7	6	7
55	2	3	3	3	3
60	0	0	0	1	1
65	0	0	0	0	0
70	0	0	0	0	0
75	0	0	0	0	0
80	0	0	0	0	0
85	0	0	0	0	0
90	0	0	0	0	0

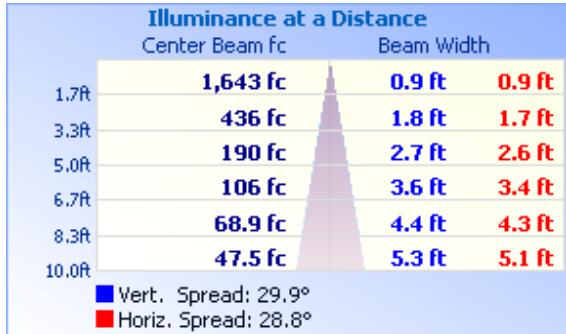


**RESULTS:**

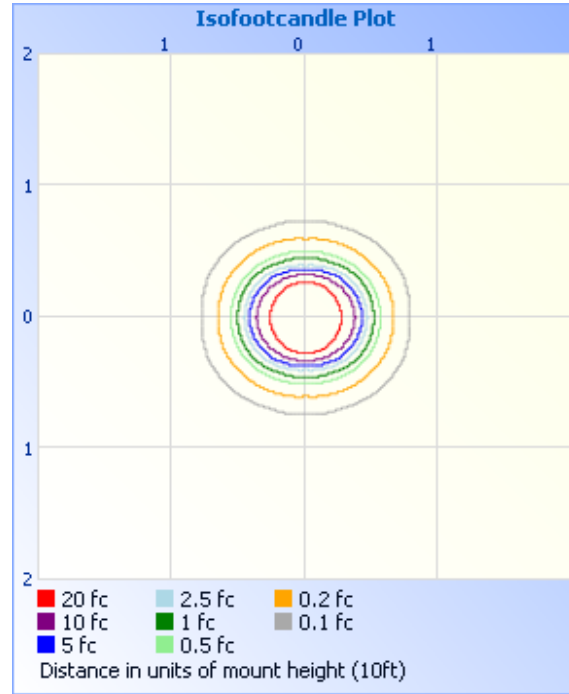
Illumination Plots

Mounting Height: 10 ft.

Illuminance - Cone of Light



Isoillumination Plot



Zonal Lumen Summary and Percentages at 25°C

Zone	Lumens	% Luminaire
0-30	1142.2	97.5
0-40	1159.3	99.0
0-60	1171.1	100.0
60-90	0.1	0.0
70-100	0.0	0.0
90-120	0.0	0.0
0-90	1171.2	100.0
90-180	0.0	0.0
0-180	1171.2	100.0

Zonal Lumens and Percentages at 25°C

Zone	Lumens	% Luminaire
0-10	404.4	34.5
10-20	606.0	51.7
20-30	131.8	11.3
30-40	17.1	1.5
40-50	9.2	0.8
50-60	2.7	0.2
60-70	0.1	0.0
70-80	0.0	0.0
80-90	0.0	0.0

PRODUCT PICTURE:



CONCLUSION

The results tabulated in this report are representative of the actual test samples submitted for this report only. The data is provided to the client for further evaluation. Compliance to the referenced specification requirements was not determined in this report.

In Charge Of Tests:

Handwritten signature of Brittne Stull in black ink.

Brittne Stull  
Project Engineer  
Lighting Division

Report Reviewed By:

Handwritten signature of Jeffrey Davis in black ink.

Jeffrey Davis  
Engineering Supervisor  
Lighting Division

Attachments: IES File - 1505071059-001-002-3