

LX2047 • 120/277V • LED • XICATO 19MM



Remote phosphor technology produces high quality, high output light with a consistent, even field for the most demanding applications of museum and retail accent lighting.

- Designed for the Xicato™ XTM LED module up to 23 Watts
- Extremely tight color consistency (less than 2 MacAdam Ellipses)
- System efficiency up to 65 lumens/watt
- Backed by Xicato's Five Year Color Consistency and Lumen Maintenance Warranty
- Tested to LM79 and LM80 Protocols
- 50,000 hour life to 70% lumen output, L₇₀ at 95°F max ambient
- Hidden integral electronic driver compatible with reverse phase (ELV compatible) dimmers down to 5%
- Specular asymmetric reflector included
- Gel holder and spread gel included
- Choice of lumen outputs (delivered lumens)
- Choice of color temperature
- Color Rendering Index (CRI) of 98 (high)
- No UV or IR emissions; no mercury or lead
- On/off safety switch (on most mounting types)
- Available with LSI standard mounting options
- Integral dimmer available (track mount only)
- Sturdy aluminum housing
- Vertical and horizontal allen key wrench locking
- Finishes: LSI Black, White, and Silver
- Fixture weight: 3.5 lbs
- All LumeLEX LED modules are field replaceable

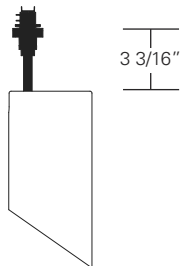
MOUNTING OPTIONS

Please review the **ORDERING INFORMATION** section on the next page on how to specify the following:

- Lumens/CRI/Wattage
- Color Temperature

LX2047-XXXXX-XXXX-00-XXXXXX

Lexan fitting for 1 and 2 circuit LSI track. With On/Off switch.



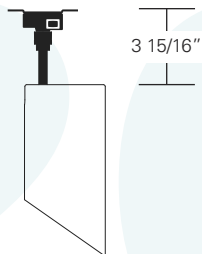
LX2047-XXXXX-XXXX-0E-EDXXXX

Lexan fitting with integral dimmer (for use with ED dimming driver 10%).

LX2047-XXXXX-XXXX-LT-LTXXXX
Lexan fitting with LumenTalk dimmer (for use with LT dimming driver (<1%).

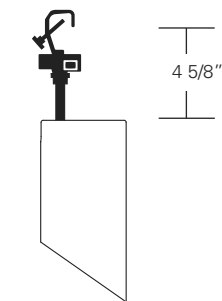
LX2047-XXXXX-XXXX-2G-XXXXXX

Universal fitting for Unistrut Systems and any screw or bolt-up applications. With switch, 6-foot 3-wire grounding cord and NEMA 5-15P plug.



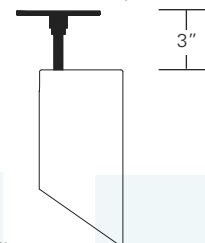
LX2047-XXXXX-XXXX-3G-XXXXXX

C-clamp for pipes from 5/8" to 2" O.D. With switch, 6-foot 3-wire grounding cord and NEMA 5-15P plug.



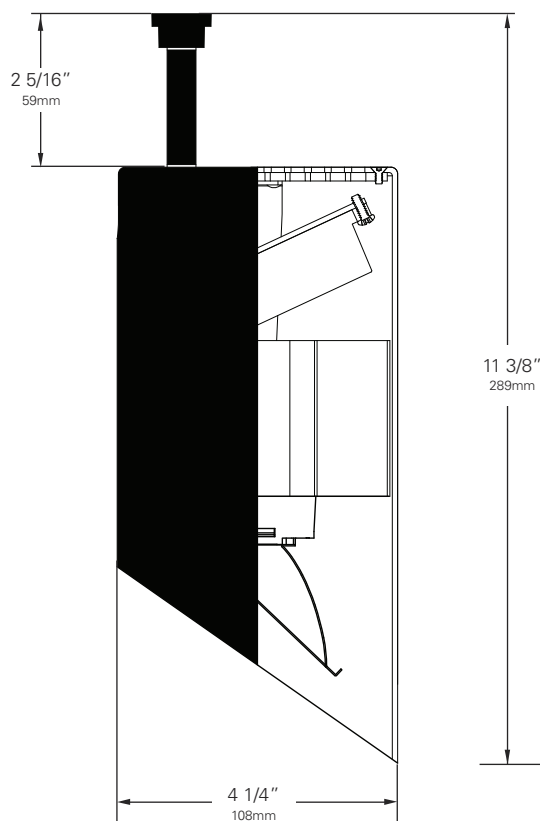
LX2047-XXXXX-XXXX-5A-XXXXXX

Canopy for permanent mounting on standard 4" octagonal junction boxes.



Other Options (Consult Factory):

- Custom Stems, specify length (4" - 48")
- Custom color, RAL palette
- Security/Worklite Fixture, add suffix **-EF** (track) mounting option only.

LX2047 • 120/277V • LED • XICATO 19MM**ORDERING INFORMATION**

- Choose the desired LED Module (**T19**) for XTM (19mm)
- Choose the numeric code to designate the desired LED Rating
LED Module/CRI/Wattage
(10-98) for 1000/98/13
(13-98) for 1300/98/20
(20-98) for 2000/98/23
- Choose the numeric code to designate the desired
Color Temperature (+/- 50K)
(27) for 2700K **(30)** for 3000K **(35)** for 3500K
(40) for 4000K For other CCT, consult factory
- Select your **Mounting Option**
(00) Track Fitting **(0E)** Track Fitting with Integral Dimmer
(LT) Lumentalk Fitting **(2G)** Unistrut Fitting
(3G) C-clamp Fitting **(5A)** Canopy Fitting
- Choose other fixture Options (add suffix):
 - Coiled Cord is available only with **2G** and **3G** mounting options. Change 2G to **2C** and 3G to **3C**. (When a coiled cord is not specified, a straight cord is provided.)
- Choose the letter code for **Dimming Type**:
(TE) Trailing Edge (ELV Reverse Phase) (5%)
(ED) Integral Dimming (10%) (0E & 5A fitting only)
(LT) Lumentalk (<1%) (LT fitting only)
(10) 0-10V (10%) (5A fitting only)
- Choose the desired **Voltage**:
(120) for 120V **(230)** for 220-240V **(277)** for 277V
- Choose a **Finish** for your fixture: Black (**B**) White (**W**) Silver (**S**)
 Example:
LX2047 - T19 20-98 27 - 00 - TE 120 B
FIXTURE LED MODULE LED RATING COLOR TEMP FITTING DIMMING VOLTAGE FINISH
- Don't forget your accessories!

Color Temperature & Center Point Tolerance

Color Temp	Center Point	Tolerance
2700K	2700K	+/- 40K
3000K	2950K	+/- 50K
3500K	3420K	+/- 60K
4000K	4000K	+/- 70K

Chromaticity Specifications

LED	R _a -CRI	R _f -Fidelity	R _g -Gamut Area
T19 - 98	98	96	103

ACCESSORIES

- **Color Gels**
- **Beam Softener Gel**

LX2047 • PERFORMANCE

Delivered Lumens	
LED Module	Optic (Reflector)
Lumens/CRI/Wattage	ASYM.
1000/98/13	850
1300/98/20	1105
2000/98/23	1700

Efficiency = Lumens Per Watt	
LED Module	Optic (Reflector)
Lumens/CRI/Wattage	ASYM.
1000/98/13	65
1300/98/20	55
2000/98/23	74

Absolute range of values are +/- 10% of typical value, and are for all color temperatures

LED Module Lumens/CRI/Wattage Letter Code	1000/98/13 10-98	1300/98/20 13-98	2000/98/23 20-98
Nominal Fixture Power (+/- 20%), Watts	13	20	23
Maximum Inrush Current Amps	10	10	10
Minimum Power Factor	0.92	0.92	0.92

Inrush current is instantaneous current drawn by the LED only when fixture is initially powered on or instantaneously changed from full dim to full bright. For more details see Dimming Application Sheet, IS-0119.

LX2047 • PHOTOMETRIC DATA

For all charts on this page:

A. 3' from wall, 3' on center

B. 4' from wall, 4' on center

Lumen Package 20-98

Delivered Lumens

CRI

2000

98

LX2047 PHOTOMETRIC DATA

DISTANCE FROM CEILING	Unit aimed 5' 3" up wall				Unit aimed 5' 3" up wall				
	A				B				
	1'	2'	1'	2'	1'	2'	3'	1'	2'
12'	26	32	32	26	20	20	24	20	20
14'	30	34	34	30	22	22	25	22	22
16'	32	37	37	32	25	25	28	25	25
18'	36	40	40	36	28	28	30	28	28
20'	40	45	45	40	31	31	34	31	31
22'	36	40	40	36	28	28	30	28	28
24'	33	36	36	33	26	26	28	26	26
26'	28	32	32	28	21	21	24	21	21
28'	22	26	26	22	18	18	20	18	18
30'	20	22	22	20	16	16	16	16	16
32'	14	14	14	14	10	10	10	10	10
34'	12	13	13	12	10	10	10	10	10

LX2047 • GELS

As the foremost innovator in accent lighting, LSI offers a complete range of pre-cut Gels to modify the spread and color of light for the LumeLEX LED Series.



LumeLEX® BEAM SOFTENER GELS

Size: LX2047 (3.25" x 3.38")	Beam Softener Gel
GEL-R101-WAL	Beam Softener

LumeLEX® COLOR GELS

Size: LX2047 (3.25" x 3.38")	Gel Color	Size: LX2047 (3.25" x 3.38")	Gel Color
GEL-R2-WAL	Bastard Amber	GEL-R312-WAL	Canary
GEL-R7-WAL	Pale Yellow	GEL-R3204-WAL	Half Blue
GEL-R12-WAL	Straw	GEL-R331-WAL	Shell Pink
GEL-R13-WAL	Straw Tint	GEL-R383-WAL	Sapphire Blue
GEL-R14-WAL	Medium Straw	GEL-R397-WAL	Pale Grey
GEL-R21-WAL	Golden Amber	GEL-R2001-WAL	Storaro Red
GEL-R25-WAL	Orange Red	GEL-R2004-WAL	Storaro Green
GEL-R26-WAL	Light Red	GEL-R2009-WAL	Storaro Violet
GEL-R27-WAL	Medium Red	GEL-R3202-WAL	Full Blue
GEL-R57-WAL	Lavender	GEL-R3206-WAL	Third Blue
GEL-R62-WAL	Booster Blue	GEL-R3216-WAL	Eighth Blue (Boosts 3200K to 3300K)
GEL-R71-WAL	Sea Blue	GEL-R3318-WAL	Tough 1/8 Minusgreen
GEL-R72-WAL	Azure Blue	GEL-R3410-WAL	Roscosun (1/8 CTO) (Reduces 5500K to 4900K)
GEL-R91-WAL	Primary Green	GEL-R3441-WAL	Full Straw (CTS)
GEL-R97-WAL	Light Grey	GEL-R3443-WAL	Quarter Straw (CTS)
GEL-R98-WAL	Medium Grey	GEL-R4330-WAL	CalColor 30 Cyan
GEL-R101-WAL	Light Frost	GEL-R4415-WAL	CalColor 15 Green
GEL-R104-WAL	Tough Silk	GEL-R4490-WAL	CalColor 90 Green
GEL-R119-WAL	Light Hamburg Frost	GEL-R4860-WAL	CalColor 60 Pink
GEL-R121-WAL	Blue Diffusion	GEL-R4890-WAL	CalColor 90 Pink
GEL-R305-WAL	Rose Gold	GEL-R4930-WAL	CalColor 30 Lavender