

**SSLCX38** • 120V • PAR38

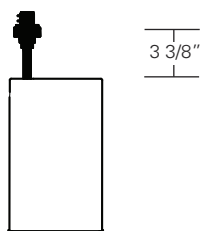
Shown with  
optional  
cross baffle

**This medium and long throw unit is perfect for areas requiring visually quiet, high intensity light.**

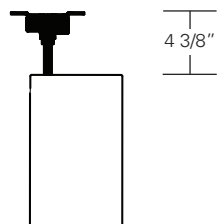
- Designed for all PAR38 or PAR30 LED long neck medium screw base lamps up to 35 watt max
- Sturdy aluminum housing
- Self and Allen key wrench locking for horizontal and vertical focusing
- On/off safety switch (on most mounting types)
- Has beam rotation lock for applications that require positive focus locking
- Internal accessory cartridge holds up to two size C LSI filters and accessories
- Optional cross-baffle eliminates glare (45 degree cutoff)
- Finishes: LSI Black, White, and Silver
- Fixture weight: 3 lbs.

**MOUNTING OPTIONS****SSLCX38-XXX-00-XXXX**

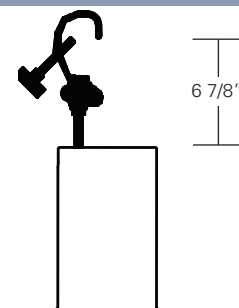
Lexan fitting for 1 and 2 circuit LSI Track. With On/Off switch.

**SSLCX38-XXX-2G-XXXX**

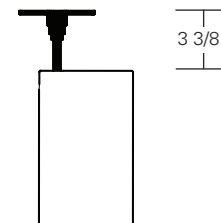
Universal fitting for Unistrut Systems and any screw or bolt-up applications. With switch, straight 6-foot 3-wire grounding cord and NEMA 5-15P plug.

**SSLCX38-XXX-3G-XXXX**

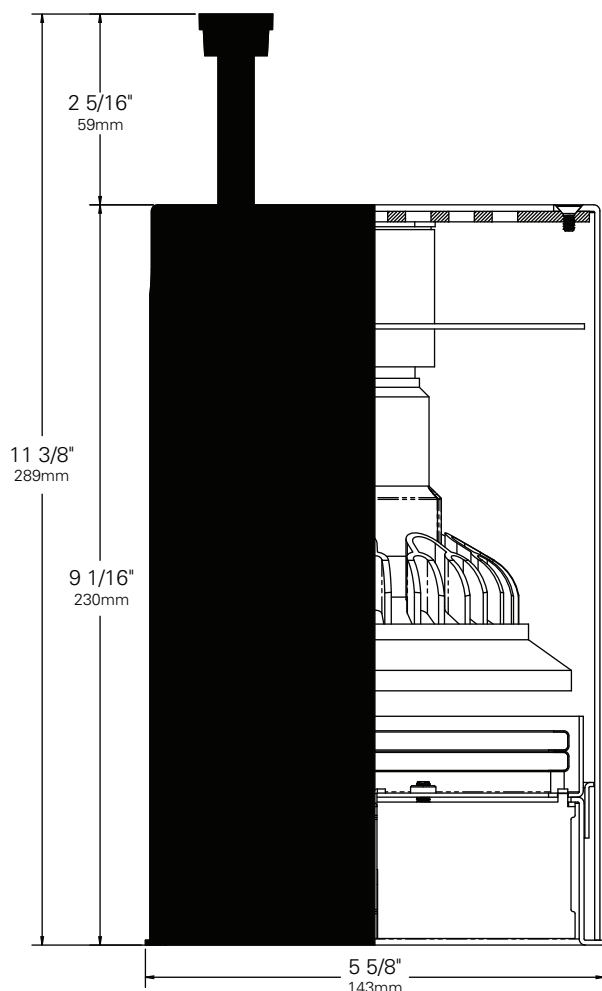
C-clamp for pipes from 5/8" to 2" O.D. With switch, straight 6-foot 3-wire grounding cord and NEMA 5-15P plug.

**SSLCX38-XXX-5A-XXXX**

Canopy for permanent mounting on standard 4" octagonal junction boxes.

**Other Options (Consult Factory):**

- Custom stems, specify length (4"–48")
- Custom color, RAL palette
- Security/Worklight Fixture, use **-EF** as mounting option (Track mount only)

**SSLCX38** • 120V • PAR38**ORDERING INFORMATION**

1. Choose the **Accessory Cartridge**  
(**NXB**) for No Cross Baffle  
(**WXB**) for With Cross Baffle
2. Select your **Mounting Option**  
(**00**) for Track Fitting  
(**2G**) for Unistrut Fitting  
(**3G**) for C-clamp Fitting  
(**5A**) for Canopy Fitting
3. Choose the desired **Voltage**:  
(**120**) for 120V  
(**230**) for 220 - 240V  
(**277**) for 277V
3. Choose a **Finish** for your fixture:  
Black (**B**) White (**W**) Silver (**S**)


Example:

**SSLCX38** - **WXB** - **00** - **120** **W**  
FIXTURE      ACCESSORY CARTRIDGE      FITTING      VOLTAGE      FINISH

4. Don't forget your **Accessories!**

**LED PAR38 LAMPS**

Watts	Spread	CBCP	
18.5	9°	24100	SP38-18-09D-930-03
18.5	25°	5400	SP38-18-25D-930-03
18.5	36°	2500	SP38-18-36D-930-03
18.5	60°	1100	SP38-18-60D-930-03

**ACCESSORIES**

**Other accessories:**

- Louver Hex C
- Glass Color Filters C
- Spread Lenses C990, C992, C995, C996
- Beam Softener C998
- Backer Ring CB

**Light Blocking Screens  
C801S, C802S, C803S**

Stainless steel screens, used to reduce transmitted light without changing its color temperature.

# SSLCX38 • PHOTOMETRIC DATA

**SORAA LED PAR38 Lamp**

**SP38-18-09D-930-03**

18.5 watt, 35000 hrs  
 Beam Spread to 50% of CBCP **9°**  
 Center Beam Candlepower **18500**  
 Color Temperature **3000**

**SORAA LED PAR38 Lamp**

**SP38-18-25D-930-03**

18.5 watt, 35000 hrs  
 Beam Spread to 50% of CBCP **25°**  
 Center Beam Candlepower **5400**  
 Color Temperature **3000**

**SORAA LED PAR38 Lamp**

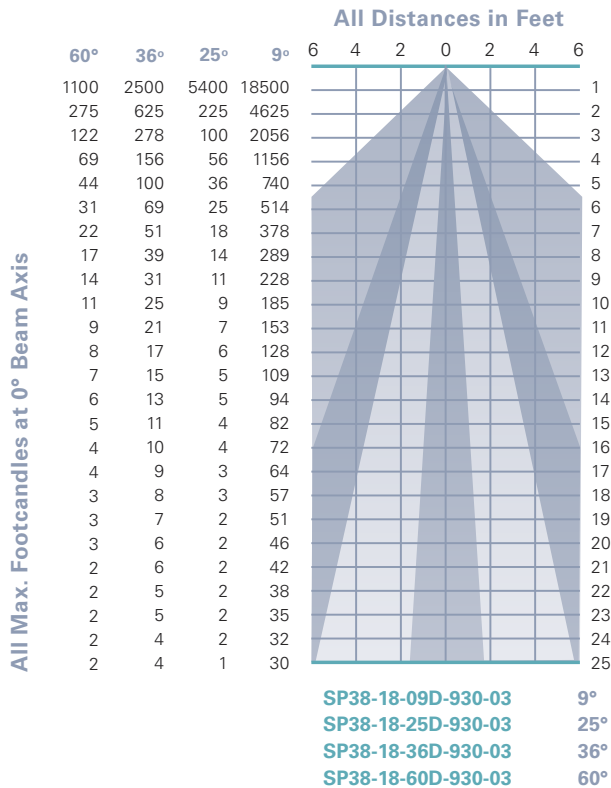
**SP38-18-36D-930-03**

18.5 watt, 35000 hrs  
 Beam Spread to 50% of CBCP **36°**  
 Center Beam Candlepower **2500**  
 Color Temperature **3000**

**SORAA LED PAR38 Lamp**

**SP38-18-60D-930-03**


18.5 watt, 35000 hrs  
 Beam Spread to 50% of CBCP **60°**  
 Center Beam Candlepower **1100**  
 Color Temperature **3000**



Abbreviations used:


- CBCP = Center Beam Candlepower

# SSLCX38 • ACCESSORIES



## SPREAD LENSES AND BEAM SOFTENER

No.	Description	% of Light Transmission
C990	Spread Lens/Clear	83 (5°X 50°)
C992	Spread Lens/Clear	85 (5°X 30°)
C995	Spread Lens/Clear	83 (50°X 50°)
C996	Spread Lens/Clear	86 (45°X 50°)
C998	Beam Softener/Clear	80 (45°X 45°)



## 1 LIGHT BLOCKING SCREENS C

Stainless steel mesh screens used alone or in combinations will block from approximately 20% to 90% of the transmitted light without changing color temperature of the light

No.	% of Light Blocked
C801S	20
C802S	30
C803S	40



## LOUVER HEX C

1/8" thick Hexcell black metal louver used for thin profile.



## BACKER RING CB

Stainless steel ring to hold gel when no other size C accessories is being used.

1. Figures vary based upon LED Module/Optic being used and relationship of screen(s) to LED Module/Optic and to each other.

# SSLCX38 • GELS

As the foremost innovator in accent lighting, LSI offers a complete range of pre-cut Gels to modify the color and distribution of light.



## SPREAD GELS

Size: C (121 mm diameter)	Spread Gel
GEL-L1-C	1° Spread Gel
GEL-L5-C	5° Spread Gel
GEL-L10-C	10° Spread Gel
GEL-L20-C	20° Spread Gel
GEL-L30-C	30° Spread Gel
GEL-L40-C	40° Spread Gel
GEL-L60-C	60° Spread Gel
GEL-L80-C	80° Spread Gel
GEL-L30B5-C	30° by 5° Spread Gel
GEL-L40B2-C	40° by 0.2° Spread Gel
GEL-L60B1-C	60° by 1° Spread Gel
GEL-L60B10-C	60° by 10° Spread Gel
GEL-L75B45-C	5° by 45° Spread Gel
GEL-L90B60-C	90° by 60° Spread Gel
GEL-R101-C	Beam Softener

## COLOR GELS

Size: C (121 mm diameter)	Gel Color	Size: C (121 mm diameter)	Gel Color
GEL-R7-C	Pale Yellow	GEL-R3204-C	Half Blue
GEL-R12-C	Straw	GEL-R331-C	Shell Pink
GEL-R13-C	Straw Tint	GEL-R383-C	Sapphire Blue
GEL-R14-C	Medium Straw	GEL-R397-C	Pale Grey
GEL-R21-C	Golden Amber	GEL-R2001-C	Storaro Red
GEL-R25-C	Orange Red	GEL-R2004-C	Storaro Green
GEL-R26-C	Light Red	GEL-R2009-C	Storaro Violet
GEL-R27-C	Medium Red	GEL-R3202-C	Full Blue
GEL-R57-C	Lavender	GEL-R3206-C	Third Blue
GEL-R71-C	Sea Blue	GEL-R3216-C	Eighth Blue (Boosts 3200K to 3300K)
GEL-R72-C	Azure Blue	GEL-R3318-C	Tough 1/8 Minusgreen
GEL-R91-C	Primary Green	GEL-R3410-C	Roscosun (1/8 CTO) (Reduces 5500K to 4900K)
GEL-R97-C	Light Grey	GEL-R3441-C	Full Straw (CTS)
GEL-R98-C	Medium Grey	GEL-R3443-C	Quarter Straw (CTS)
GEL-R101-C	Light Frost	GEL-R4330-C	CalColor 30 Cyan
GEL-R104-C	Tough Silk	GEL-R4415-C	CalColor 15 Green
GEL-R119-C	Lt. Hamburg Frost	GEL-R4490-C	CalColor 90 Green
GEL-R121-C	Blue Diffusion	GEL-R4860-C	CalColor 60 Pink
GEL-R305-C	Rose Gold	GEL-R4890-C	CalColor 90 Pink
GEL-R312-C	Canary	GEL-R4930-C	CalColor 30 Lavender

# COLOR MEDIA

## COLOR FILTERS

As the foremost innovator in accent lighting, LSI offers a complete range of permanent fade-free glass color filters, which are available in nine stock diameters. All glass color filters are rimmed in a seamless aluminum ring and are slotted for heat expansion.



Size	Diameter	LSI Fixture Series	No.	Color	% of Light Transmission
AAA	2 3/8"	LumeLEX® 2020/2030/2031/2038, SSLCX16, SSL260, LumeLEX MAR-S	902	Medium Pink	36
			903	Deep Pink	37
			904	Flesh Pink	73
ZM	2 13/16"	LZ Zoom	906	Pale Lavender	14
			907	Surprise Pink	19
AA	3"	LumeLEX® 2024 (with LX2024-Holder or LX2024-Barndoor), LumeLEX® 2044, LumeLEX 2048	908	Lilac	21
			910	Warm Red	10
			911	Strawberry	6
			912	Ruby	4
A	3 1/2"	LumeLEX® 2060, SSL230, SSLCX30, SSLGR30CL, SSLGR36	913	Magenta	1
			914	Light Amethyst	25
B	4 1/4"	LumeLEX® MAR-L	915	Medium Amethyst	16
			916	Deep Amethyst	4
			917	Olive	18
C	4 3/4"	LumeLEX® 2084, LumeLEX® 2088, SSL238, SSLCX36, SSLCX38, SSLGR38CL	918	Light Green	68
			920	Medium Green	25
			921	Deep Green	7
			922	Silver green	65
			923	Yellow Green	49
			924	Emerald Green	12
			925	Light Turquoise	68
			926	Medium Turquoise	40
			927	Deep Turquoise	17
			928	Light Blue	34
			930	Medium Blue	3
			932	Daylight	59
			933	Gene Moore Blue	18
			936	Grey	56
			937	Light Blue Green	17
			939	Light Amber	68
			940	Medium Amber	48
			941	Deep Amber	43
			942	Straw	78
			943	Gold	87
			944	Canary Yellow	84
			945	Lemon	81
			946	Pumpkin	32
			947	Tangerine	20
			948	Orange	23
			949	Pink Gold	54
			950	Bronze	48
			951	Brass	11
			952	Autumn Tan	11
			953	Leaf Brown	19
			954	Butter Pecan	3
			955	Toasted Almond	1

**Notes:**

1. Values given are approximate due to slight variations in glass color and thickness.


# COLOR MEDIA

## DICHROIC COLOR FILTERS

In addition to our complete line of glass color filters, LSI now offers dichroic glass color filters that achieve purer, more saturated, richer color by selective wavelength transmission. Since these filters reflect rather than absorb the unwanted color wavelengths, a higher intensity of colored light can be obtained with fewer or lower wattage fixtures. In addition, this selective transmission allows for very accurate color matching from filter to filter.

All standard LSI filter sizes are available in a wide palette of well chosen dichroic colors that can be used with all LSI fixtures that accept accessories.

LSI dichroic glass color filters have the added benefit of being rimmed for extra durability to allow for frequent usage without fear of breakage or edge chipping.



Size	Diameter	LSI Fixture Series	Technical Data	No.	Color	% of Light Transmission
AAA	2 3/8"	LumeLEX® 2020/2030/2031/2038, SSLCX16, SSL260, LumeLEX MAR-S	Dichroic color filters are created in a vacuum chamber by multi-layer vapor deposits of different minerals onto low expansion, chemically resistant Borosilicate glass.	2001	Light Pink	69
ZM	2 13/16"	LZ Zoom	Deposits are made in alternating layers of varying microscopic thickness which allow very narrow color wavelengths to be selectively transmitted and all other wavelengths to be reflected.	2002	Medium Pink	43
AA	3"	LumeLEX® 2024 (with LX2024-Holder or LX2024-Barndoor), LumeLEX® 2044, LumeLEX 2048	LSI does not recommend using dichroic color filters with lamps or fixtures that have beam spreads greater than 40° because a secondary color aura is created by the wide angular transmitted wavelengths that are different than the desired color wavelength.	2003	Hot Pink	11
A	3 1/2"	LumeLEX® 2060, SSL230, SSLCX30, SSLGR30CL, SSLGR36	Since there is mainly transmission and reflection of the color wavelengths by the dichroic filter and very little absorption, the dichroic filter can be used with many high temperature lights that normally would not accept color filters.	2004	Pale Pink	55
B	4 1/4"	LumeLEX® MAR-L		2010	Deep Magenta	29
C	4 3/4"	LumeLEX® 2084, LumeLEX® 2088, SSL238, SSLCX36, SSLCX38, SSLGR38CL		2011	Lavender	24
				2012	Vivid Magenta	31
				2013	Lavender Accent	48
				2014	Lilac	37
				2015	Purple Fusion	12
				2020	Sky Blue	39
				2021	Sea Blue	39
				2022	Cyan	33
				2023	Light Blue Green	30
				2024	Primary Blue	24
				2025	Medium Red Blue	15
				2026	Deep Purple	16
				2027	Peacock Blue	53
				2028	Mediterranean Blue	20
				2029	Boost Blue	51
				2040	Light Yellow Green	64
				2041	Fern Green	47
				2042	Turquoise	35
				2043	Primary Green	31
				2044	Industrial Green	64
				2050	Yellow	80
				2051	Amber	71
				2052	Amber Blush	38
				2053	Bastard Amber	71
				2054	Goldenrod	63
				2055	Bright Straw	56
				2060	Medium Orange	51
				2061	Orange	44
				2070	Flame Red	27
				2071	Primary Red	25